Hydraulic Crawler Crane

SL4500S

Model : SL4500S

Max. Lifting Capacity : **400 t x 5.5 m**
Max. Crane Boom Length : **96.0 m**
Max. Luffing Jib Combination: **78.0 m + 66.0 m**

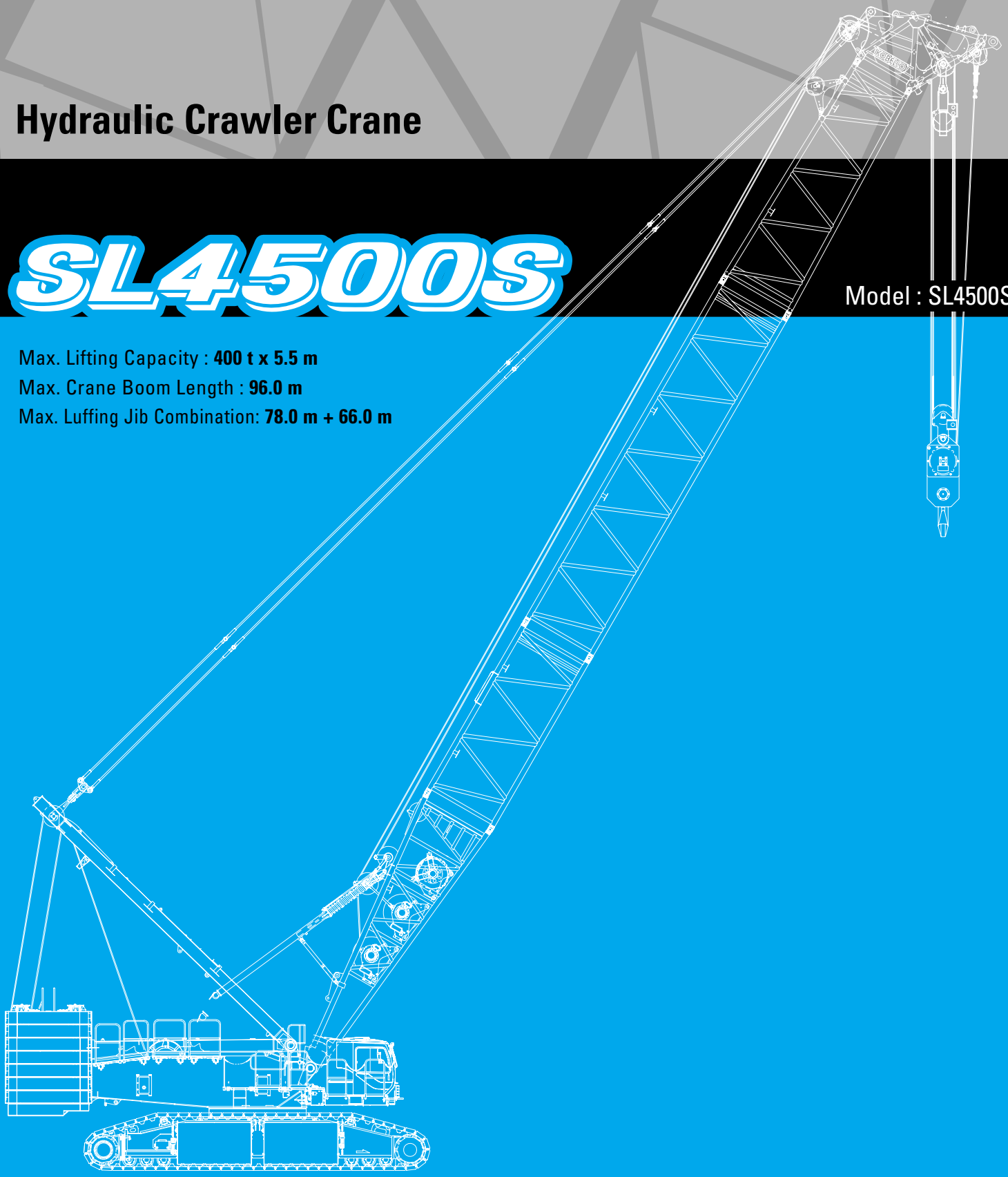

KOBELCO

CONFIGURATION

STD
Long Boom
Max. Lifting Capacity:
113.5 metric tons x 10.0 m
Max. Boom Length: 96 m

SHL
Luffing Boom
Max. Lifting Capacity:
377 metric tons x 12.0 m
Max. Boom Length: 84 m

STD
Luffing Boom
Max. Lifting Capacity:
400 metric tons x 5.5 m
Max. Boom Length: 78 m

HL
Luffing Boom
Max. Lifting Capacity:
377 metric tons x 7.0 m
Max. Boom Length: 84 m

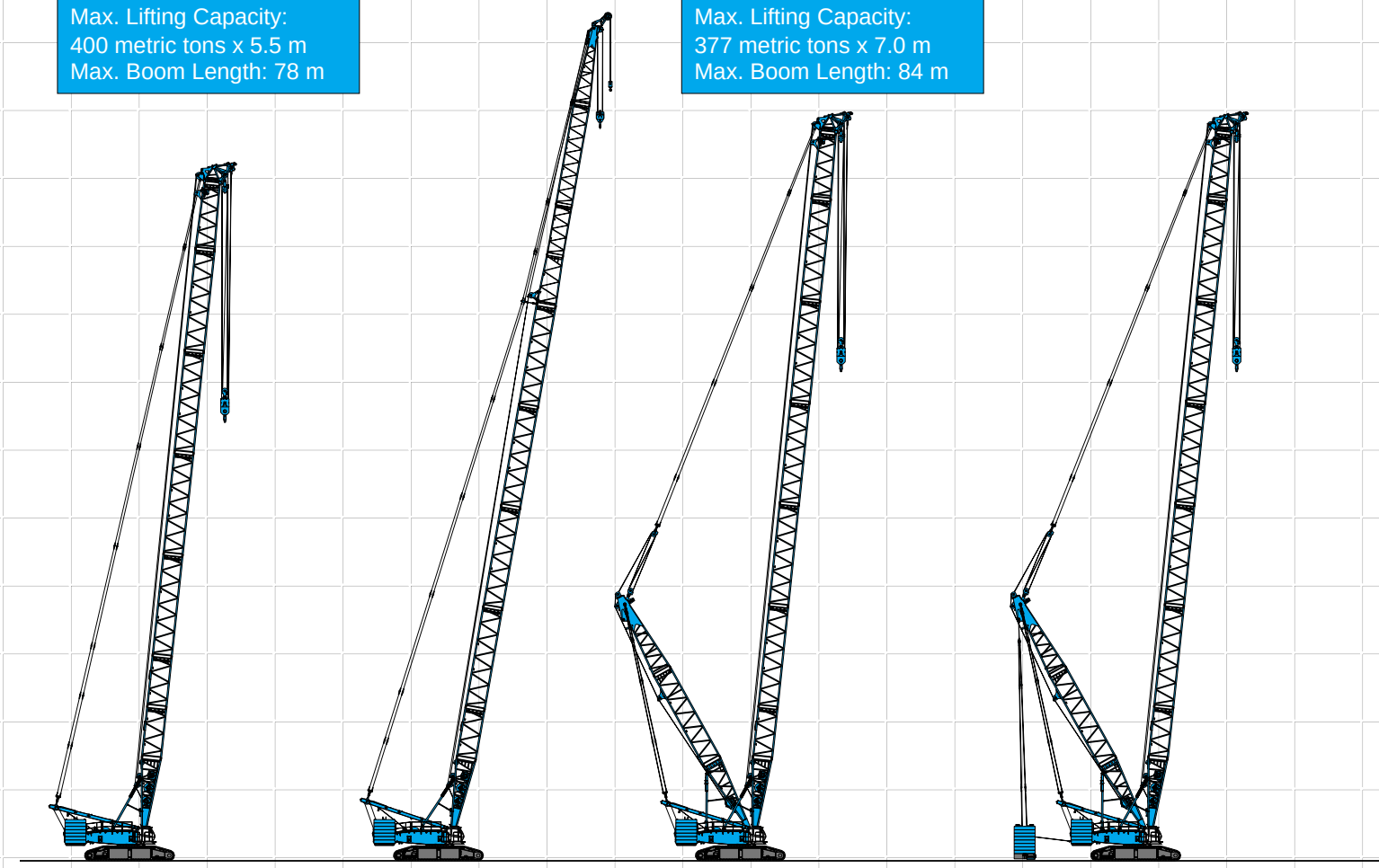

SHL
Luffing Jib
Max. Lifting Capacity:
113.5 metric tons x 16.0 m
Max. Combination: 78 m + 66 m

HL
Luffing Jib
Max. Lifting Capacity:
113.5 metric tons x 16.0 m
Max. Combination: 72 m + 66 m

STD
Luffing Jib
Max. Lifting Capacity:
113.5 metric tons x 16.0 m
Max. Combination:
66 m + 66 m

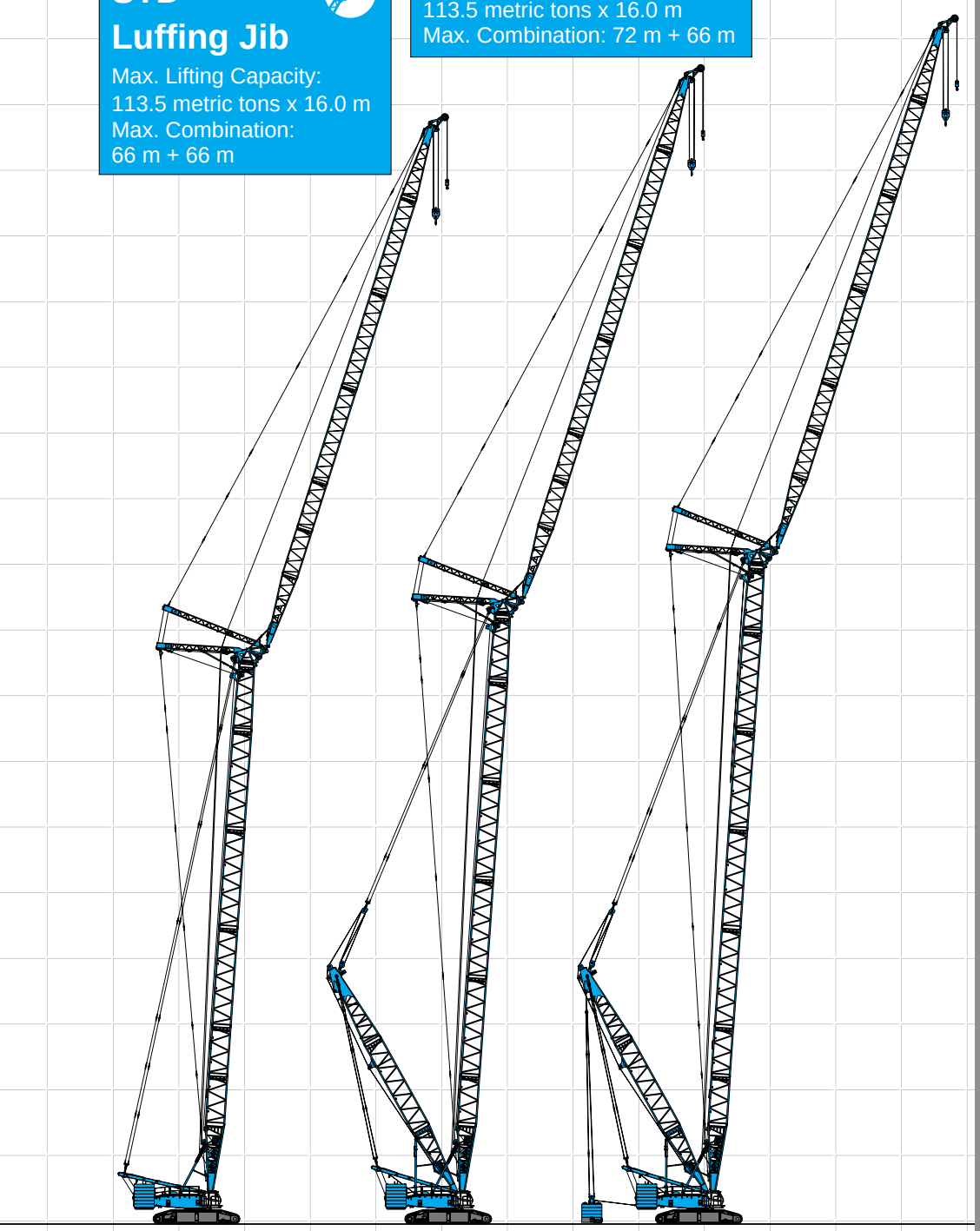

CONTENTS

Configuration 1
Specifications 3
General Dimensions 5

STANDARD
Boom and Jib Arrangements 7
Working Ranges 9
Luffing Boom Supplemental Data 15
Luffing Jib Supplemental Data 17
Luffing Boom Lifting Capacities 19
Long Boom Lifting Capacities 19
Luffing Jib Lifting Capacities 20

HEAVY LIFT
HEAVY LIFT/ SUPER HEAVY LIFT Boom and Jib Arrangements 25
Working Ranges 27
Luffing Boom Lifting Capacities 31
Luffing Jib Lifting Capacities 32

SUPER HEAVY LIFT
Working Ranges 37
Luffing Boom Lifting Capacities 41
Luffing Jib Lifting Capacities 42

Transportation Plan 47
Assembly/ Disassembly 49
Parts and Attachments 51

SPECIFICATIONS

Power Plant

Model: Hino diesel engine E13C-WY
Type: Water-cooled, direct fuel injection, with turbocharger
Exhaust level is equivalent with NRMM (Europe) Stage Ⅲ A and/or US EPA Tier 3.
Displacement: 12,913 liters
Rated Power: 330 kW/1,800 min^{-1}
Max. torque: 1,930 N·m/1,300 min^{-1}
Cooling system: Liquid, recirculating bypass
Starter: 24 V/6 kW
Radiator: Corrugated type core, thermostatically controlled
Air cleaner: Dry type with replaceable paper element
Throttle: Twist grip type hand throttle, electrically actuated
Fuel filter: Replaceable paper element
Batteries: Two 12V x 136Ah/5HR capacity batteries, parallel connected.
Fuel tank capacity: 600 liters

Hydraulic System

Seven variable displacement piston pumps are driven by heavy-duty pump drive. Two variable displacement pumps are used in H1 (main hook hoist) and left hand side propel circuit. Two variable displacement pumps are used in H2 (auxiliary hook hoist) and right hand side propel circuit. One of the other two pumps is used in W1 (boom), W2 (jib) or W3 (SHL mast) hoist circuit, and the other is used in the swing circuit. And one variable displacement pump is used in W1 (boom), W3 (SHL mast), hoist circuit for speed up.
Control: Full-flow hydraulic control system for infinitely variable pressure to all winches, propel and swing.
Controls respond instantly to the touch, delivering smooth function operation.
Cooling: Oil-to-air heat exchanger (plate-fin type)
Filtration: Full-flow and bypass type with replaceable element
Electrical system: All wiring corded for easy servicing, individual fused branch circuits.
Max. relief valve pressure: 32.0 MPa {326 kgf/cm^2}
Reservoir capacity: 710 liters

Boom Hoisting System

Powered by a hydraulic motor through a planetary reducer.
Brake: A spring-set, hydraulically released multiple-disc brake is mounted on the boom hoist motor and operated through a counter-balance valve.
Drum lock: External ratchet for locking drum.
Drum: Double drum, grooved for 28 mm dia. wire rope.
Line speed: Double line on first drum layer
Hoisting/Lowering: 28~2 m/min x 2
Boom hoist reeving: 28 parts of 28 mm dia.high strength wire rope
Boom backstops: Required for all boom lengths

Load Hoist System

H1 and H2 drums for load hoist powered by a hydraulic variable plunger motors, driven through planetary reducers.
Brake: A spring-set, hydraulically released multiple-disc brake is mounted on the hoist motor and operated through a counter-balance valve.
Drum lock: External ratchet for locking drum.
Drums:
H1 and H2:
630 mm P.C.D. x 1,014 mm Lg. wide drum,
grooved for 28 mm wire rope. Rope capacity is 790 m working length.
Note: Rope lengths listed above denote drum capacity and may differ from actual rope lengths supplied when machinery is shipped.
Line speed: 110 ~ 3 m/min*1
Single line on the first layer
*1: Line speeds based on single line, no load and 5th layer of rope drum.
Rated line pull: 132 kN {13.5 tf}

Swing System

Swing unit is powered by hydraulic motor driving spur gears through planetary reducers (3 sets), the swing system provides 360° rotation.
Swing parking brakes: A spring-set, hydraulically released multiple-disc brake is mounted on swing motor.
Swing circle: Triple-row roller bearing with an integral internally cut swing gear.
Swing speed: 1.2 min^{-1} {rpm}

Upper Structure

Torsion-free precision machined upper frame. All components are located clearly and service friendly. Engine with low noise level.

Cab & Control

Totally enclosed, full vision cab with safety glass, fully adjustable, can be tilted up to 15 degree, high backed seat with a head-rest and armrests, and intermittent wiper and window washer (sky light and front window).
Cab fittings:
Air conditioner, convenient compartment (for tool), cup holder, ashtray, cigarette lighter, sun visor, roof blind, tinted glass, floor mat, foot-rest, shoe tray
Controls:
Five adjustable levers for all winches and swing controls

Lower Structure

Steel-welded carbody with axles. Crawler assemblies are designed with quick disconnect feature for individual removal as a unit from axles. Crawler belt tension is maintained by hydraulic jack force on the track-adjusting bearing block.
Crawler drive: Two independent hydraulic propel drive is built into each crawler side frame. Each drive consists of a hydraulic motor propelling a driving tumbler through a planetary gear box. Hydraulic motor and gear box are built into the crawler side frame within the shoe width.
Crawler brakes: Spring-set, hydraulically released parking brakes are built into each propel drive.
Steering mechanism: A hydraulic propel system provides both skid steering (driving one track only) and counter-rotating steering (driving each track in opposite directions).
Track rollers: Sealed track rollers.
Shoes (flat): 1,220 mm wide each crawler
Max. travel speed: 1.0/0.6 km/h
Max. gradeability: 20%

Weight

Including base machine, counterweights = 160 t, carbody weights = 51 t, crawler weight = 20 t, 24 m Luffing boom and 400 t hook block. Not include quick connection STD devise and upper translifter.

Weight: 400 metric ton*1
Ground pressure: 173 kPa {1.8 kgf/cm^2}*1

Attachment

Boom and Jib:
Welded lattice construction using tubular, high-tensile steel chords with pin connections between sections.

Boom and Jib Length

	Min. Length (Min. Combination)	Max. Length (Max. Combination)
STANDARD		
Luffing Boom	24 m	78 m
Luffing Jib	24 m + 24 m	66 m + 66 m
HEAVY LIFT		
Luffing Boom	30 m	84 m
Luffing Jib	30 m + 24 m	72 m + 66 m
SUPER HEAVY LIFT		
Luffing Boom	30 m	84 m
Luffing Jib	30 m + 24 m	78 m + 66 m

Main Specifications (Model: SL4500S)

Lift Enhancer	STD	HL	SHL
HL Mast	-	30 m	30 m
Additional Weight	-	-	~250 t
Luffing Boom			
Max. Lifting Capacity	400 t	377 t	377 t
	5.5 m	7.0 m	12.0 m
Length	24 ~ 78 m	30 ~ 84 m	30 ~ 84 m
Long Boom			
Max. Lifting Capacity	113.5 t		
Length	60 ~ 96 m		
Luffing Jib			
Max. Lifting Capacity	113.5 t	113.5 t	113.5 t
Boom Length (Min ~ Max)	24 ~ 66 m	30 ~ 72 m	30 ~ 78 m
Jib Length (Min ~ Max)	24 ~ 66 m	24 ~ 66 m	24 ~ 66 m
Luffing Angle	66 ~ 86 degree		
Power Plant			
Model	Hino E13C-WY		
Engine Output	330 kW/1,800 min^{-1} {rpm}		
Fuel Tank Capacity	600 liters		

Hoist Winch (H1, H2)	
Max. Line Speed	110 m/min (1st layer)
Rated Line Pull (Single line)	132 kN {13.5 tf}
Wire Rope Diameter	28 mm
Working Speed	
Swing	1.2 min^{-1} {rpm}
Travel	1.0/0.6 km/h
Hydraulic System	
Pumps	7 variable displacement
Max. Pressure	32.0 MPa {326 kgf/cm^2}
Hydraulic Tank Capacity	710 liters
Weight	
Working Weight*	Approx. 400 t
Ground Pressure*	173 kPa {1.8 kgf/cm^2}
Counterweight	Upper: 160 metric tons
	Lower: 51 + 20 metric tons

Units are SI units. { } indicates conventional units.
*1: Including base machine, counterweights (= 160 t), carbody weights (= 51 t), crawler weight (= 20 t), 24 m Luffing boom and 400 t hook block. Not include quick connection devise and upper translifter.

GENERAL DIMENSIONS

Crane Boom

Unit: mm

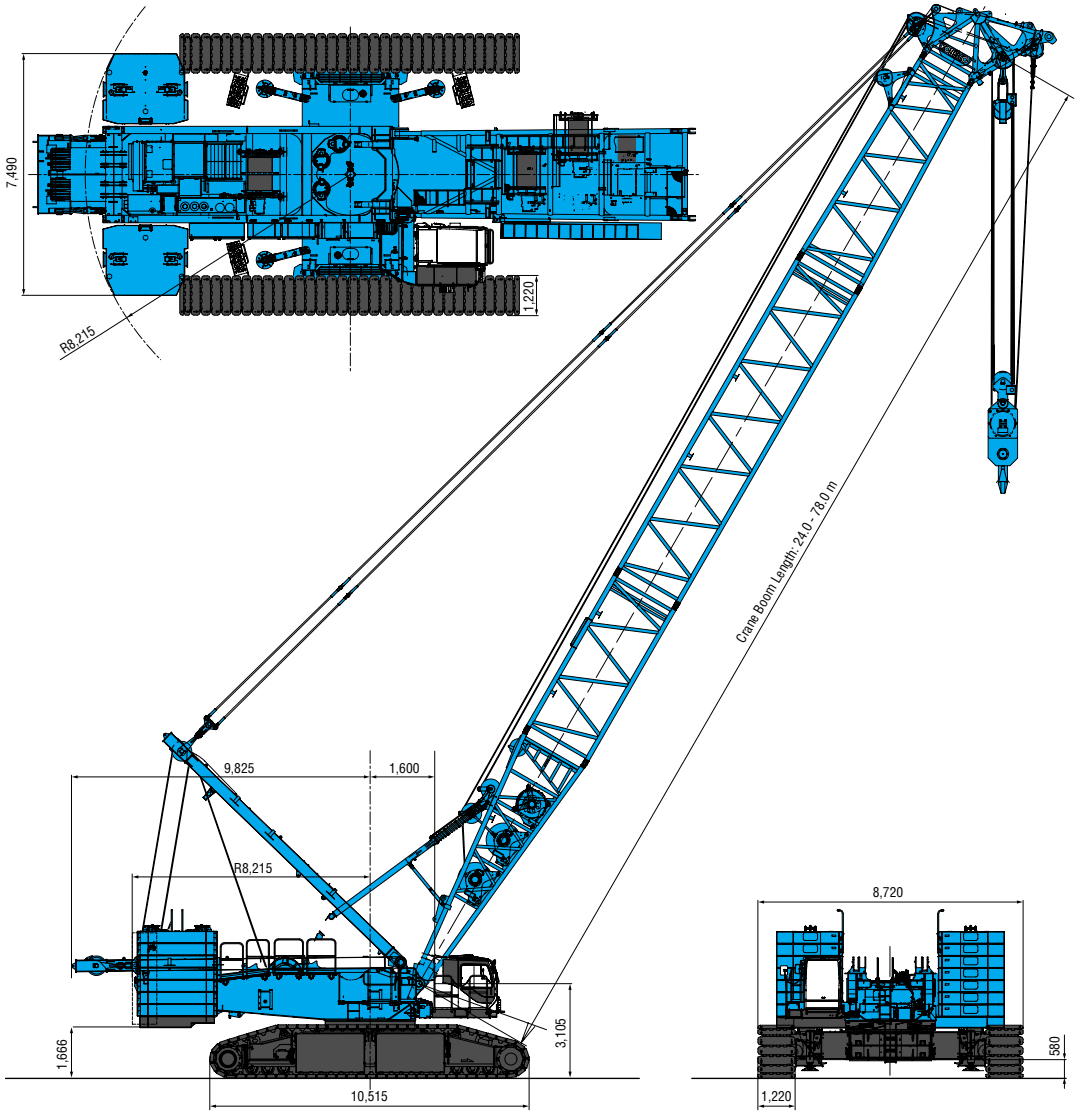

Lift Enhancer



SHL CRANE SHL LUFFING

Limit of Hook Lifting

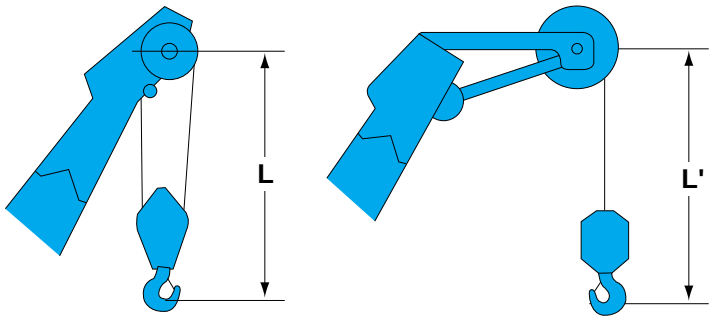

Hook	L (m)		
	Luffing Boom	Long Boom	Luffing Jib
400 t hook	7.3	-	-
200 t hook	5.6	-	-
120 t hook	5.1	7.8	6.1
70 t hook	5.0	7.7	5.9
40 t hook	4.7	7.4	5.7

Hook	L' (m)		
	Luffing Boom	Long Boom	Luffing Jib
13.5 t ball hook	5.6	5.9	5.8

Luffing Jib

Unit: mm

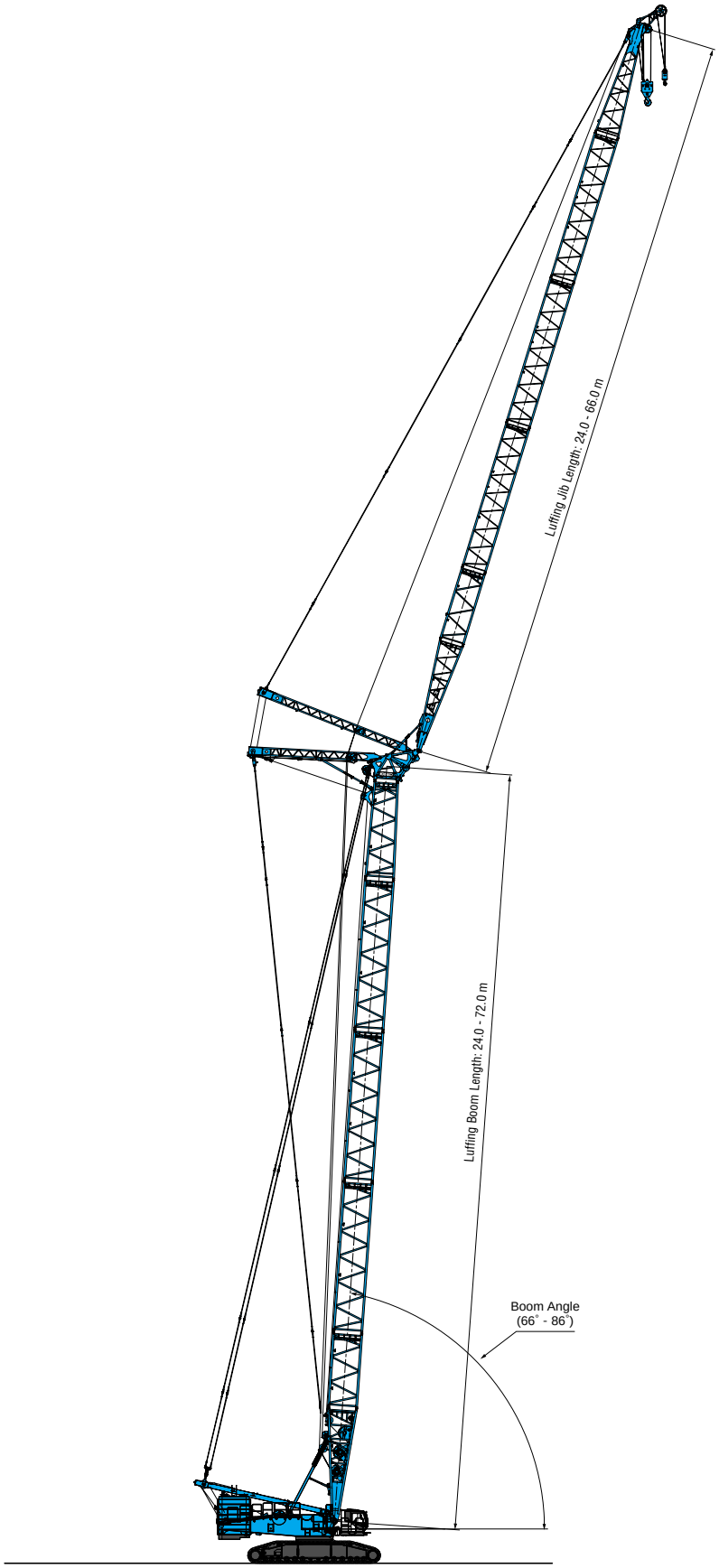

BOOM AND JIB ARRANGEMENTS

Luffing Boom Arrangements for Crane

Boom length (m)	Boom arrangement
24 m	L 6.0 7.8T LU
30 m	※ L 6.0 6.0 7.8T LU L 12.0 7.8T LU
36 m	※ L 6.0 12.0 7.8T LU
42 m	※ L 6.0 6.0 12.0 7.8T LU L 12.0 12.0 7.8T LU
48 m	※ L 6.0 12.0 12.0 7.8T LU
54 m	※ L 6.0 6.0 12.0 12.0 7.8T LU L 12.0 12.0 12.0 7.8T LU
60 m	※ L 6.0 12.0 12.0 12.0 7.8T LU
66 m	※ L 6.0 6.0 12.0 12.0 12.0 7.8T LU L 12.0 12.0 12.0 12.0 7.8T LU
72 m	※ L 6.0 12.0 12.0 12.0 12.0 7.8T LU
78 m	※ L 6.0 6.0 12.0 12.0 12.0 12.0 7.8T LU L 12.0 12.0 12.0 12.0 12.0 7.8T LU

Symbol	Boom Length	Remarks
L	9.0 m	Boom Base
7.8T	7.8 m	Tapered Boom
6.0	6.0 m	Insert Boom
12.0	12.0 m	Insert Boom
LU	1.2 m	Boom Top

※ indicates the most flexible combination of insert luffing booms, which can be modified to form all shorter luffing boom arrangements.

Long Boom Arrangements

Boom length (m)	Boom arrangement
60 m	L 6.0 6.0 12.0 12.0 6T JU L 12.0 12.0 12.0 6T JU
66 m	※ L 6.0 12.0 12.0 12.0 6T JU
72 m	※ L 6.0 6.0 12.0 12.0 12.0 6T JU L 12.0 12.0 12.0 12.0 6T JU
78 m	※ L 6.0 12.0 12.0 12.0 12.0 6T JU
84 m	※ L 6.0 12.0 12.0 12.0 12.0 6T 6.0 JU
90 m	※ L 6.0 12.0 12.0 12.0 12.0 6T 12.0 JU
96 m	※ L 6.0 12.0 12.0 12.0 12.0 6T 6.0 12.0 JU

Symbol	Boom Length	Remarks
L	9.0 m	Boom Base
6T	6.0 m	Tapered Boom
6.0	6.0 m	Insert Boom
12.0	12.0 m	Insert Boom
6.0	6.0 m	Luffing Insert Jib
12.0	12.0 m	Luffing Insert Jib
JU	9.0 m	Jib Top

※ indicates the most flexible combination of insert long booms, which can be modified to form all shorter long boom arrangements.

Luffing Boom Arrangements for Luffing

Boom length (m)	Boom arrangement
24 m	L 6.0 7.8T LU
30 m	※ L 6.0 6.0 7.8T LU L 12.0 7.8T LU
36 m	※ L 6.0 12.0 7.8T LU
42 m	※ L 6.0 6.0 12.0 7.8T LU L 12.0 12.0 7.8T LU
48 m	※ L 6.0 12.0 12.0 7.8T LU
54 m	※ L 6.0 6.0 12.0 12.0 7.8T LU L 12.0 12.0 12.0 7.8T LU
60 m	※ L 6.0 12.0 12.0 12.0 7.8T LU
66 m	※ L 6.0 6.0 12.0 12.0 12.0 7.8T LU ※ L 12.0 12.0 12.0 12.0 7.8T LU
72 m	※ L 6.0 12.0 12.0 12.0 12.0 7.8T LU

Symbol	Boom Length	Remarks
L	9.0 m	Boom Base
7.8T	7.8 m	Tapered Boom
6.0	6.0 m	Insert Boom
12.0	12.0 m	Insert Boom
LU	1.2 m	Boom Top

※ indicates the most flexible combination of insert long booms, which can be modified to form all shorter long boom arrangements.

Luffing Jib Arrangements

Jib length (m)	Jib arrangement
24 m	JL 6.0 JU
30 m	※ JL 6.0 6.0 JU JL 12.0 JU
36 m	※ JL 6.0 12.0 JU
42 m	※ JL 6.0 6.0 12.0 JU JL 12.0 12.0 JU
48 m	※ JL 6.0 12.0 12.0 JU
54 m	※ JL 6.0 6.0 12.0 12.0 JU JL 12.0 12.0 12.0 JU
60 m	※ JL 6.0 12.0 12.0 12.0 JU
66 m	※ JL 6.0 6.0 12.0 12.0 12.0 JU JL 12.0 12.0 12.0 12.0 JU

Symbol	Jib Length	Remarks
JL	9.0 m	Jib Base
6.0	6.0 m	Luffing Insert Jib
12.0	12.0 m	Luffing Insert Jib
JU	9.0 m	Jib Top

※ indicates the most flexible combination of insert luffing jibs, which can be modified to form all shorter luffing jib arrangements.

WORKING RANGES

Luffing Boom

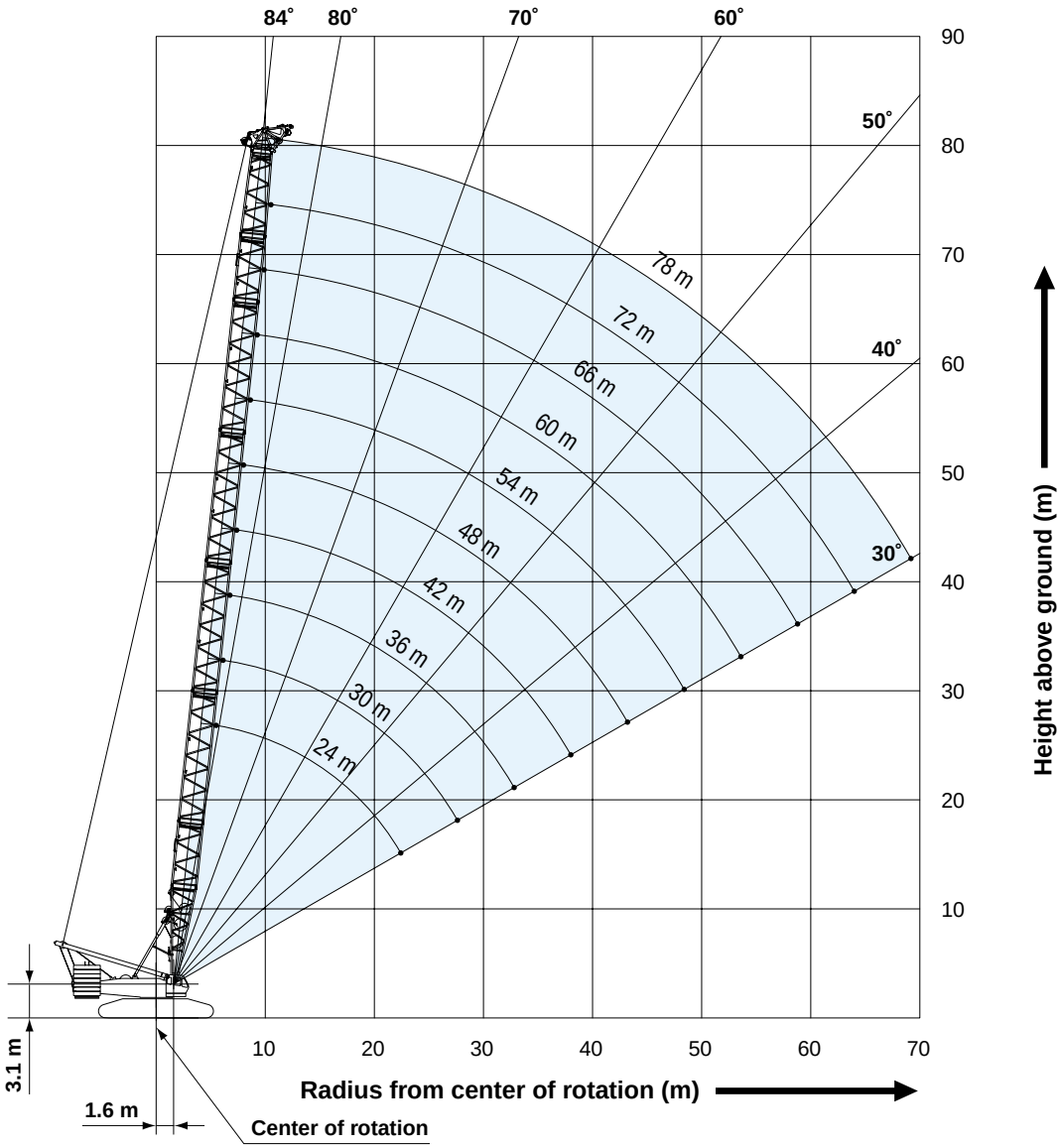

Long Boom

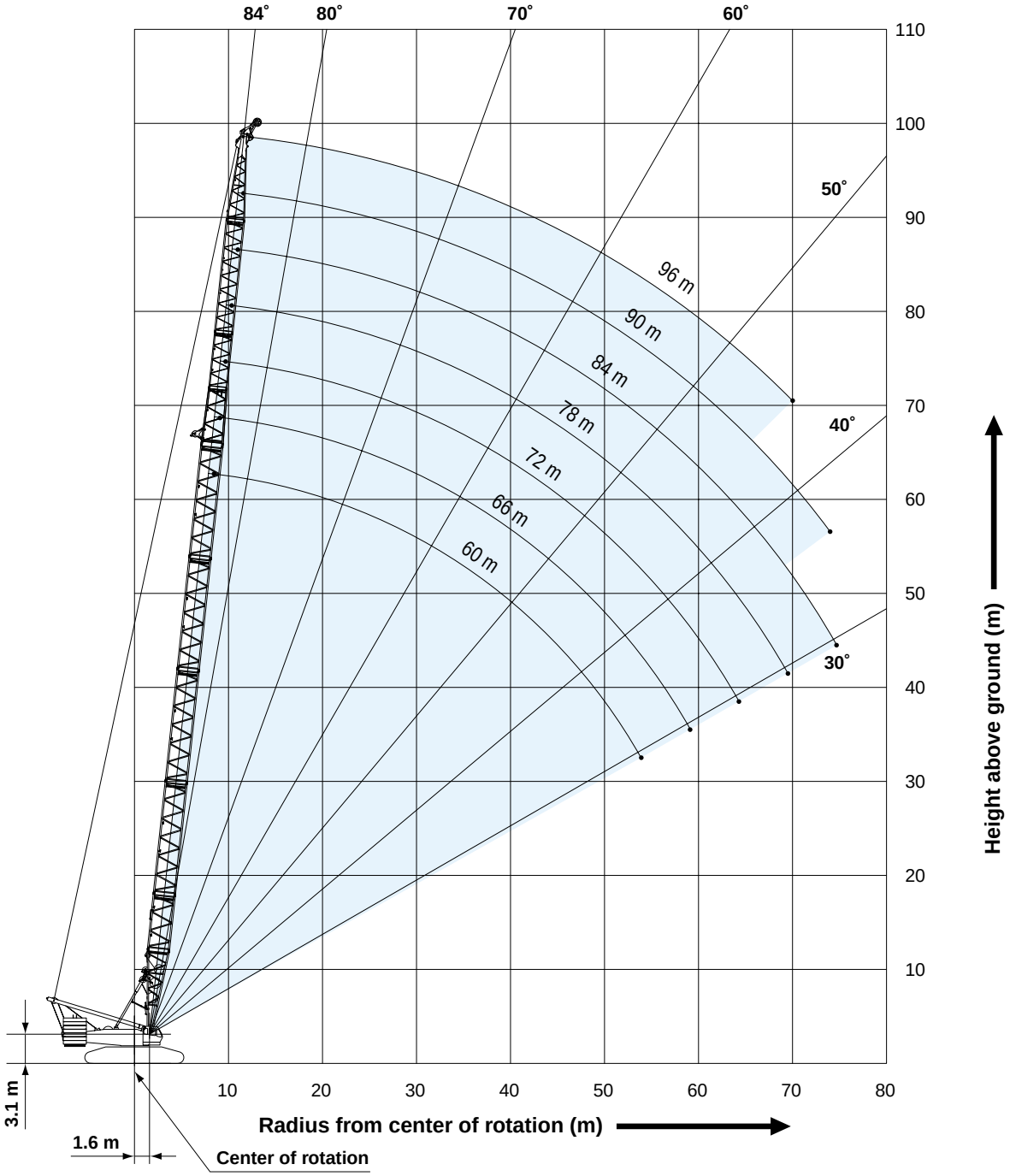
84°
80°
70°
60°
50°
40°
30°
96 m
90 m
84 m
78 m
72 m
66 m
60 m
110
100
90
80
70
60
50
40
30
20
10
10
20
30
40
50
60
70
80
Height above ground (m)
Radius from center of rotation (m)
3.1 m
1.6 m
Center of rotation

WORKING RANGES

Luffing Jib

Boom Angle: 86° (66 m Boom / 72 m Boom)

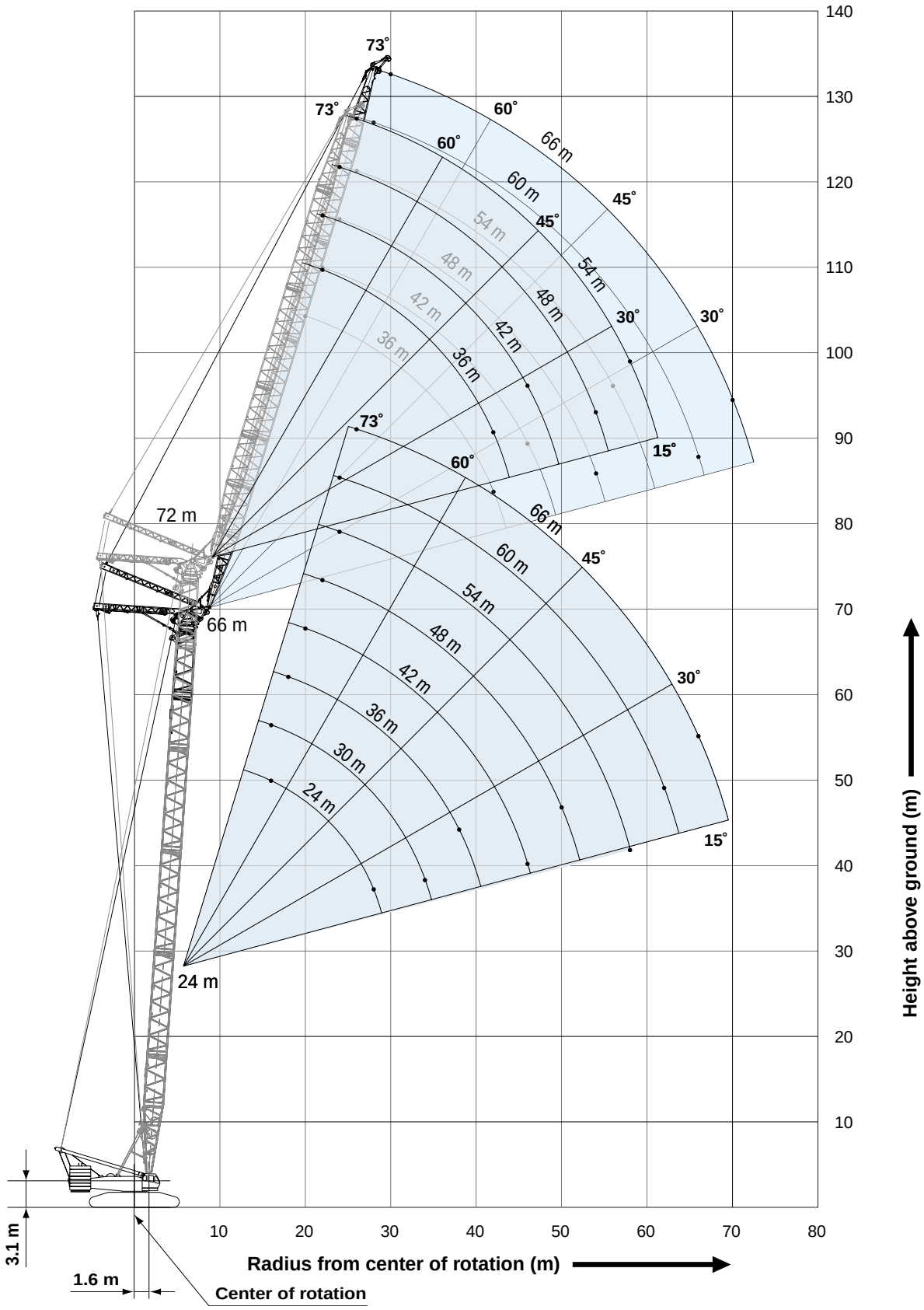

Luffing Jib

Boom Angle: 76° (66 m Boom / 72 m Boom)

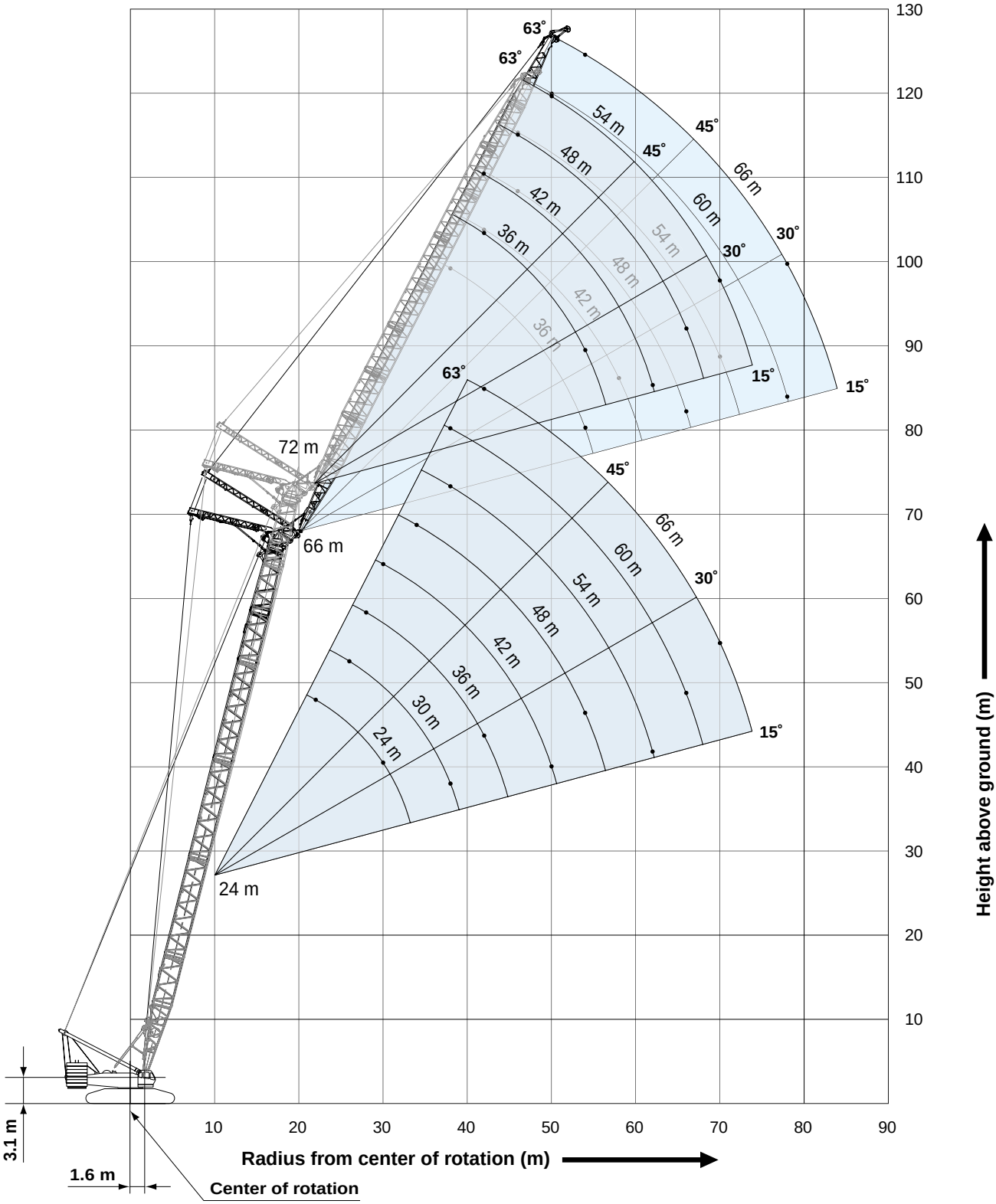

WORKING RANGES

Luffing Jib

Boom Angle: 66° (66 m Boom)

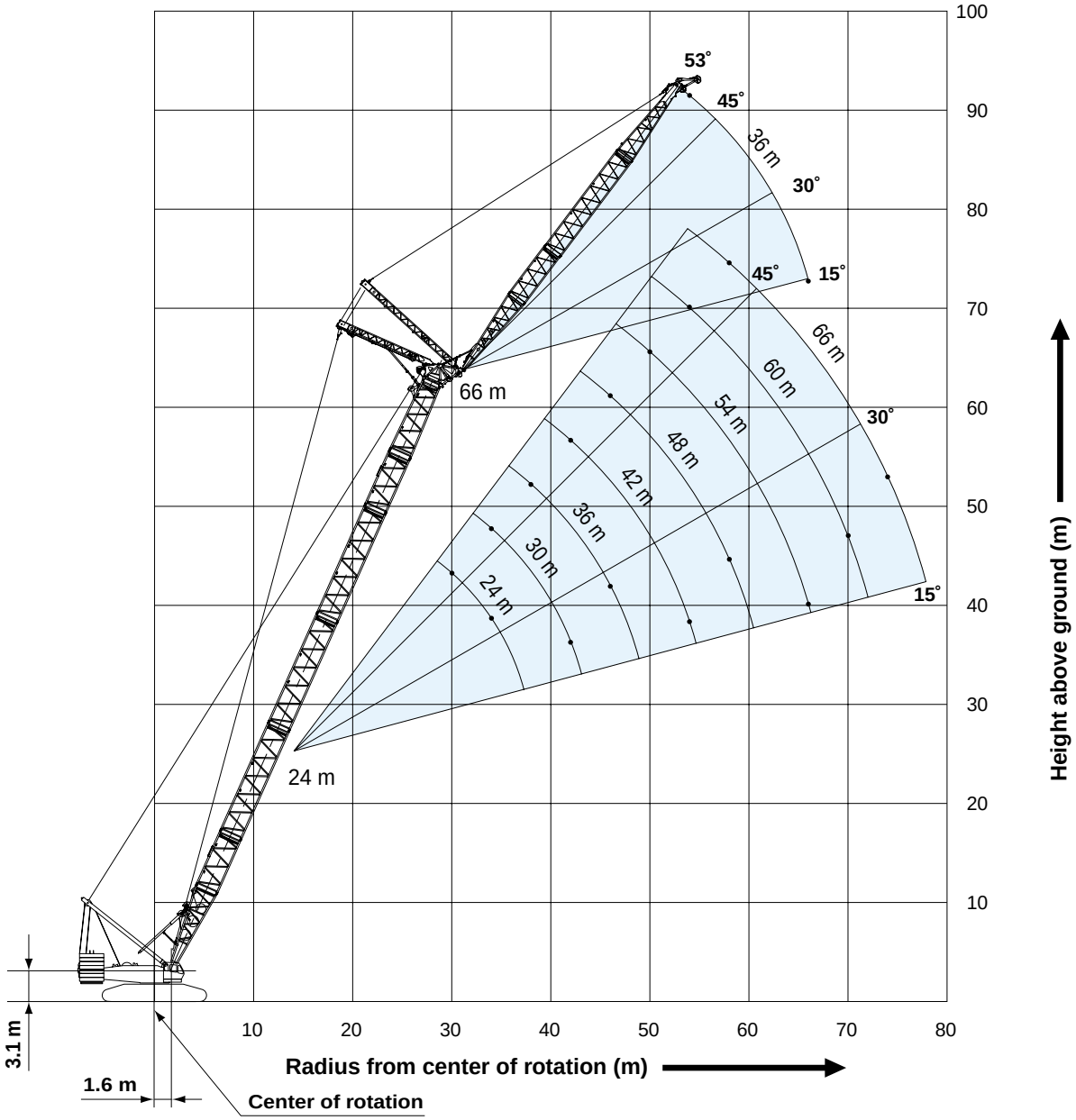

LUFFING BOOM SUPPLEMENTAL DATA

1. Ratings according to EN13000.
2. Operating radius is the horizontal distance from centerline of rotation to a vertical line through the center of gravity of the load.
3. Deduct weight of hook block(s), slings and all other load handling accessories from main boom ratings shown.
4. Ratings shown are based on freely suspended loads and make no allowance for such factors as wind effect on lifted load, ground conditions, out-of-level, operating speeds or any other condition that could be detrimental to the safe operation of this equipment.
   The operator, therefore, has the responsibility to judge the existing conditions and reduce lifted loads and operating speeds accordingly.
5. Ratings are for operation on a firm and level surface, up to 1% gradient.
6. At any radius and boom length where no rating is shown on chart, operation is not intended nor approved.
7. Boom inserts and guy lines must be arranged as shown in the "operator's manual".
8. Boom hoist reeving is 28 parts of line.
   HL/SHL boom hoist reeving is 12 parts of line.
9. Boom backstops are required for all boom lengths.
10. The boom should be erected over the front of the crawlers, not laterally.
11. Ratings inside of boxes ▭ are limited by strength of materials.
12. **(Main Boom Lifting)**
    The total load that can be lifted is the value for weight of hook block, slings, and all other load handling accessories deducted from main boom ratings shown.
13. **(Main Boom Lifting with Auxiliary Sheave Frame)**
    The total load that can be lifted is weight of auxiliary sheave frame, main hook block, slings, and all other load handling accessories deducted from main boom ratings shown.

Deduction auxiliary sheave frame	
STD/HL/SHL Crane	Long Crane
0.2 t	0.7 t

14. **(Auxiliary Sheave Lifting)**
    The total load that can be lifted is weight of auxiliary sheave frame, main hook block, slings, and all other load handling accessories deducted from main boom ratings shown.

Deduction auxiliary sheave frame	
STD/HL/SHL Crane	Long Crane
0.2 t	0.7 t

15. Ratings shown, but it should not exceed 13.5ton in case of one reeve.
16. Auxiliary sheave ratings at any radius from center of rotation are the same as crane ratings shown in table for main boom when operated at the same radius. But maximum angle is the same main boom maximum angle.
17. Boom lengths for auxiliary sheave mounting show below.

STD Crane	Long Crane	HL/SHL Crane
24 m ~ 78 m	60 m ~ 96 m	36 m ~ 84 m

    But the following auxiliary sheave ratings are none.
    STD crane boom for auxiliary sheave lifting without main hook : 24m boom
    LONG crane boom for auxiliary sheave lifting without main hook : 60m boom
    HL/SHL crane boom for auxiliary sheave lifting with / without main hook
    30m boom is all radius.
    36m boom is minimum radius to 10m.
    42m boom is minimum radius to 9m.
18. Maximum hoist load for number of reeving parts of line for hoist rope.

Main Hoist Loads (Double Drum)

No. of Parts of Line	12	16	20	24	28	32	36
Maximum Loads (kN)	1,530	1,996	2,447	2,883	3,295	3,697	3,923
Maximum Loads (t)	156.0	203.5	249.5	294.0	336.0	377.0	400.0

Main Hoist Loads (Single Drum)

No. of Parts of Line	1	2	3	4	5	6
Maximum Loads (kN)	132	265	392	520	642	765
Maximum Loads (t)	13.5	27.0	40.0	53.0	65.5	78.0

No. of Parts of Line	7	8	9	10	11	12
Maximum Loads (kN)	883	995	1,113	1,221	1,334	1,442
Maximum Loads (t)	90.0	101.5	113.5	124.5	136.0	147.0

No. of Parts of Line	13	14	15	16	17	18
Maximum Loads (kN)	1,545	1,648	1,750	1,849	1,947	1,961
Maximum Loads (t)	157.5	168.0	178.5	188.5	198.5	200.0

Auxiliary Hoist Loads

No. of Parts of Line	1
Maximum Loads (kN)	132
Maximum Loads (t)	13.5

19. Weight of hook block

Weight of hook block						
Hook block	400 t*	200 t	120 t	70 t	40 t	13.5 t Ball hook
Weight (t)	9.59	6.65	3.50	3.10	2.00	0.65

*400 t hook block: 200 t hook block + additional sheaves.

Operation of this equipment in excess of rated loads or disregard of instruction voids the warranty.

LUFFING JIB SUPPLEMENTAL DATA

1. Ratings according to EN13000.
2. Operating radius is the horizontal distance from centerline of rotation to a vertical line through the center of gravity of the load.
3. Deduct weight of hook block(s), slings and all other load handling accessories from luffing jib ratings shown.
4. Ratings shown are based on freely suspended loads and make no allowance for such factors as wind effect on lifted load, ground conditions, out-of-level operating speeds or any other condition that could be detrimental to the safe operation of this equipment. The operator, therefore, has the responsibility to judge the existing conditions and reduce lifted load and operating speeds accordingly.
5. Ratings are for operation on a firm and level surface, up to 1 % gradient.
6. At radii and boom lengths where no ratings are shown on chart, operation is not intended nor approved.
7. Boom and jib inserts and guy lines must be arranged as shown in the "OPERATOR'S MANUAL".
8. Boom hoist reeving is 28 part line.
   HL/SHL boom hoist reeving is 12 part line.
   Jib hoist reeving is 14 part line.
9. Boom and jib backstops are required for all boom lengths.
10. The boom should be erected over the front of crawlers, not laterally.
11. Ratings inside of boxes ▭ are limited by strength of materials.
12. **(Luffing Jib Rating Loads)**
    The total load that can be lifted is the value for weight of hook block, slings, and all other loads handling accessories deducted from luffing jib ratings shown.
13. **(Luffing Jib Lifting with Auxiliary Sheave Frame)**
    The total load that can be lifted is the value for 0.7 t (Auxiliary sheave frame) the weight of hook block, slings, and all other loads handling accessories deducted from luffing jib ratings shown.
14. **(Auxiliary Sheave Lifting)**
    The total load that can be lifted over an auxiliary sheave is the value for 0.7 t (auxiliary sheave frame), weight of hook block, slings, and all other loads handling accessories deducted from luffing jib ratings shown, but it should not exceed 13.5 t.
    Boom and jib combinations for auxiliary sheave mounting are all boom and jib combinations.
    Auxiliary sheave ratings at any radius from center of rotation are the same as luffing ratings shown in table for jib when operated at the same radius.
15. **(Luffing Jib Lifting with Main Hook)**
    (Luffing Boom with Luffing Jib)
    The rating is none.
16. Luffing boom and jib combinations.

		Jib Length (m)							
		24 m	30 m	36 m	42 m	48 m	54 m	60 m	66 m
Boom Length (m)	24 m	○*	○*	○*	○*	○*	○*	○*	○*
	30 m	○	○	○	○	○	○	○	○
	36 m	×	○	○	○	○	○	○	○
	42 m	×	○	○	○	○	○	○	○
	48 m	×	○	○	○	○	○	○	○
	54 m	×	○	○	○	○	○	○	○
	60 m	×	×	○	○	○	○	○	○
	66 m	×	×	○	○	○	○※	○※	○※
	72 m	×	×	○※	○※	○※	○※▲	○***	○***
	78 m	×	×	○***	○***	○***	○***	○**	○**
	84 m	×	×	○**	○**	○**	○**	×	×

× : All luffing jib combinations which is none.
○ : All luffing jib combinations which is allowed.
○* : STD Luffing jib combinations which is allowed.
※ : STD Luffing jib combinations which is necessary the brocks for erection when erecting and lowering.
▲ : STD Luffing jib combinations which is necessary 10 t additional weights.
○** : SHL Luffing jib combinations which is allowed.
○*** : HL and SHL Luffing jib combinations which is allowed.
HL Luffing jib combinations which is necessary the blocks for erection when erecting and lowering.

17. Maximum hoist load for number of reeving parts of line for hoist rope.

For Jib Hook (Single Drum)

No. of Parts of Line	1	2	3	4	5
Maximum Loads (kN)	132	265	392	520	642
Maximum Loads (t)	13.5	27.0	40.0	53.0	65.5

No. of Parts of Line	6	7	8	9
Maximum Loads (kN)	765	883	995	1,113
Maximum Loads (t)	78.0	90.0	101.5	113.5

For Auxiliary Sheave

No. of Parts of Line	1
Maximum Loads (kN)	132
Maximum Loads (t)	13.5

Weight of hook block				
Hook block	120 t	70 t	40 t	13.5 t Ball Hook
Weight (t)	3.50	3.10	2.00	0.65

18. Maximum numbers of reeving parts of line for hoist rope luffing boom and jib combinations.

STD Luffing Jib

Boom Length (m)	Jib Length (m) 24	30	36	42	48	54	60	66
24	9	9	9	8	7	6	5	5
30	9	9	9	7	7	6	5	4
36	×	9	8	7	6	6	5	5
42	×	8	7	7	6	6	5	4
48	×	8	7	6	6	6	5	4
54	×	7	7	6	5	5	5	4
60	×	×	6	6	5	5	4	4
66	×	×	6	6	5	5	4	4
72	×	×	5	5	4	4	×	×

HL Luffing Jib

Boom Length (m)	Jib Length (m) 24	30	36	42	48	54	60	66
30	9	9	9	8	7	6	5	4
36	×	9	8	8	7	6	5	5
42	×	9	8	8	7	6	5	5
48	×	8	7	7	6	6	5	5
54	×	7	7	6	6	6	5	5
60	×	×	6	6	6	5	5	4
66	×	×	6	6	5	5	4	4
72	×	×	6	5	5	4	4	4
78	×	×	5	5	5	4	×	×

SHL Luffing Jib

Boom Length (m)	Jib Length (m) 24	30	36	42	48	54	60	66
30	9	9	9	8	7	6	5	4
36	×	9	8	8	7	6	5	5
42	×	9	8	8	7	6	5	5
48	×	8	7	7	6	6	5	5
54	×	7	7	6	6	6	5	5
60	×	×	6	6	6	5	5	4
66	×	×	6	6	5	5	4	4
72	×	×	6	5	5	4	4	4
78	×	×	5	5	5	4	4	3
84	×	×	4	4	4	3	×	×

×: Combinations which is none allowed.

19. Luffing erection jib offset angle

STD Luffing Erection Jib Offset Angle (Unit: degrees)

Boom Length (m)	Jib Length (m) 24 m	30 m	36 m	42 m	48 m	54 m	60 m	66 m
24 m	40 ~ 120	40 ~ 110	40 ~ 100	40 ~ 90	40 ~ 90	40 ~ 90	40 ~ 80	40 ~ 80
30 m	40 ~ 120	40 ~ 120	40 ~ 110	40 ~ 100	40 ~ 100	40 ~ 90	40 ~ 90	40 ~ 90
36 m	×	40 ~ 120	40 ~ 120	40 ~ 110	40 ~ 100	40 ~ 100	40 ~ 90	40 ~ 90
42 m	×	40 ~ 120	40 ~ 120	40 ~ 120	40 ~ 110	40 ~ 110	40 ~ 100	40 ~ 100
48 m	×	40 ~ 120	40 ~ 120	40 ~ 120	40 ~ 120	40 ~ 110	50 ~ 110	60 ~ 100
54 m	×	40 ~ 120	40 ~ 120	40 ~ 120	50 ~ 120	70 ~ 120	70 ~ 110	80 ~ 110
60 m	×	×	60 ~ 120	80 ~ 120	80 ~ 120	90 ~ 120	90 ~ 120	90 ~ 110
66 m	×	×	100 ~ 120	110 ~ 120	110 ~ 120	※90 ~ 120	※90 ~ 120	※100 ~ 120
72 m	×	×	※110 ~ 120	※110 ~ 120	※110 ~ 120	※110 ~ 120	×	×

HL Luffing Erection Jib Offset Angle (Unit: degrees)

Boom Length (m)	Jib Length (m) 24 m	30 m	36 m	42 m	48 m	54 m	60 m	66 m
30 m	40 ~ 120	40 ~ 120	40 ~ 110	40 ~ 100	40 ~ 100	40 ~ 90	40 ~ 90	40 ~ 90
36 m	×	40 ~ 120	40 ~ 120	40 ~ 110	40 ~ 100	40 ~ 100	40 ~ 90	40 ~ 90
42 m	×	40 ~ 120	40 ~ 120	40 ~ 120	40 ~ 110	40 ~ 110	40 ~ 100	40 ~ 100
48 m	×	40 ~ 120	40 ~ 120	40 ~ 120	40 ~ 120	40 ~ 110	40 ~ 110	40 ~ 100
54 m	×	40 ~ 120	40 ~ 120	40 ~ 120	40 ~ 120	40 ~ 120	50 ~ 110	60 ~ 110
60 m	×	×	40 ~ 120	40 ~ 120	50 ~ 120	70 ~ 120	70 ~ 120	80 ~ 110
66 m	×	×	60 ~ 120	80 ~ 120	80 ~ 120	90 ~ 120	90 ~ 120	100 ~ 120
72 m	×	×	110 ~ 120	110 ~ 120	110 ~ 120	110 ~ 120	※100 ~ 120	※100 ~ 120
78 m	×	×	※120	※120	※120	※120	×	×

SHL Luffing Erection Jib Offset Angle (Unit: degrees)

Boom Length (m)	Jib Length (m) 24 m	30 m	36 m	42 m	48 m	54 m	60 m	66 m
30 m	40 ~ 120	40 ~ 120	40 ~ 110	40 ~ 100	40 ~ 100	40 ~ 90	40 ~ 90	40 ~ 90
36 m	×	40 ~ 120	40 ~ 120	40 ~ 110	40 ~ 100	40 ~ 100	40 ~ 90	40 ~ 90
42 m	×	40 ~ 120	40 ~ 120	40 ~ 120	40 ~ 110	40 ~ 110	40 ~ 100	40 ~ 100
48 m	×	40 ~ 120	40 ~ 120	40 ~ 120	40 ~ 120	40 ~ 110	40 ~ 110	40 ~ 100
54 m	×	40 ~ 120	40 ~ 120	40 ~ 120	40 ~ 120	40 ~ 120	40 ~ 110	40 ~ 110
60 m	×	×	40 ~ 120	40 ~ 120	40 ~ 120	40 ~ 120	40 ~ 120	40 ~ 110
66 m	×	×	40 ~ 120	40 ~ 120	40 ~ 120	40 ~ 120	40 ~ 120	40 ~ 120
72 m	×	×	40 ~ 120	40 ~ 120	40 ~ 120	40 ~ 120	40 ~ 120	40 ~ 120
78 m	×	×	40 ~ 120	40 ~ 120	40 ~ 120	40 ~ 120	40 ~ 120	40 ~ 120
84 m	×	×	40 ~ 120	40 ~ 120	40 ~ 120	40 ~ 120	×	×

×: All Luffing jib combinations which is none.
※: STD and HL Luffing jib combinations which is necessary the blocks for erection when erecting and lowering.

Luffing Boom Lifting Capacities

Unit: metric ton

Counterweight: 160 t, Carbody weight: 51 t
Crawler weight: 20 t

Working Radius (m) \ Boom Length (m)	24.0	30.0	36.0	42.0	48.0	54.0	60.0	66.0	72.0	78.0	Boom Length (m) / Working Radius (m)
5.0	5.5 m/400.0										5.0
6.0	398.0	6.1 m/377.0	6.8 m/373.4								6.0
7.0	360.8	360.4	360.1	7.4 m/334.5							7.0
8.0	305.9	305.5	305.1	304.4	8.0 m/293.3	8.6 m/249.5					8.0
9.0	265.0	264.6	264.3	263.6	263.0	249.5	9.3 m/224.7	9.9 m/201.2			9.0
10.0	233.4	233.1	232.7	232.0	231.4	230.6	221.0	200.8	10.5 m/171.4	11.1 m/144.7	10.0
12.0	187.8	187.5	187.1	186.4	185.8	185.0	184.1	176.4	166.6	142.8	12.0
14.0	156.5	156.2	155.8	155.1	154.5	153.7	153.0	149.8	144.2	138.0	14.0
16.0	133.7	133.3	133.0	132.3	131.7	130.9	130.2	129.3	125.0	120.5	16.0
18.0	115.3	114.8	114.2	113.3	112.3	111.3	110.2	109.1	107.9	105.9	18.0
20.0	99.4	98.8	98.1	97.2	96.2	95.1	94.0	92.8	91.7	90.4	20.0
22.0	87.0	86.4	85.7	84.6	83.6	82.5	81.4	80.2	79.0	77.7	22.0
24.0	23.1 m/81.9	76.5	75.7	74.6	73.6	72.4	71.3	70.0	68.8	67.6	24.0
26.0		68.4	67.6	66.5	65.4	64.2	63.0	61.8	60.6	59.3	26.0
28.0		61.8	60.9	59.7	58.6	57.4	56.2	54.9	53.7	52.4	28.0
30.0		28.3 m/61.2	55.2	54.0	52.9	51.6	50.4	49.1	47.8	46.5	30.0
34.0			33.5 m/47.6	45.0	43.8	42.4	41.2	39.8	38.6	37.2	34.0
38.0				38.3	37.0	35.5	34.3	32.9	31.5	30.1	38.0
42.0				38.7 m/37.5	31.9	30.4	29.0	27.6	26.1	24.6	42.0
46.0					43.9 m/29.9	26.2	24.8	23.1	21.5	19.8	46.0
50.0						49.1 m/23.6	21.4	19.5	17.7	15.9	50.0
54.0							18.5	16.5	14.6	12.7	54.0
58.0							54.3 m/18.4	14.1	12.1	10.2	58.0
62.0								59.5 m/13.4	10.2	8.1	62.0
66.0									64.7 m/9.1	6.4	66.0
70.0										69.8 m/5.2	70.0
Reeves	36	32	32	28	24	20	20	16	16	12	Reeves

Note:
Designed and rated to comply with EN13000.
Ratings shown in [ ] are determined by the strength of the boom or other structural components.
Ratings enclosed in gray-color box in the table require double-drum specifications.

Long Boom Lifting Capacities

Unit: metric ton

Counterweight: 160 t, Carbody weight: 51 t
Crawler weight: 20 t

Working Radius (m) \ Boom Length (m)	60.0	66.0	72.0	78.0	84.0	90.0	96.0	Boom Length (m) / Working Radius (m)
8.0	8.5 m/113.5							8.0
9.0	113.5	9.1 m/113.5	9.7 m/99.4					9.0
10.0	113.5	113.5	99.4	10.4 m /99.4	11.0 m /85.2	11.6 m /75.9		10.0
12.0	110.9	106.9	99.4	98.0	85.2	75.4	12.2 m /53.0	12.0
14.0	100.3	96.2	92.6	88.5	85.0	73.1	51.5	14.0
16.0	90.8	87.0	83.6	80.2	77.3	70.9	49.8	16.0
18.0	80.5	76.9	73.8	70.7	68.5	64.8	48.2	18.0
20.0	71.1	68.0	65.0	62.3	60.3	57.0	46.7	20.0
22.0	63.5	60.5	57.8	55.1	53.6	50.8	45.2	22.0
24.0	57.0	54.4	51.8	49.4	47.8	45.3	42.4	24.0
26.0	52.2	49.0	46.6	44.3	42.8	40.7	38.5	26.0
28.0	47.2	44.5	42.2	40.2	38.9	36.9	34.8	28.0
30.0	42.9	40.7	38.5	36.5	35.2	33.4	31.5	30.0
34.0	36.0	33.8	31.8	30.2	29.0	27.5	26.3	34.0
38.0	30.4	28.4	26.5	25.5	24.5	23.3	22.0	38.0
42.0	26.0	24.1	22.4	21.3	20.3	19.5	18.2	42.0
46.0	22.2	20.4	18.9	17.8	16.8	16.1	15.0	46.0
50.0	18.9	17.3	15.8	14.8	14.0	13.3	12.7	50.0
54.0	53.9 m /16.2	14.7	13.2	12.5	11.7	11.2	10.3	54.0
58.0		12.5	11.2	10.3	9.7	9.1	8.3	58.0
62.0		59.1 m /12.0	9.4	8.4	7.8	7.3	6.6	62.0
66.0			64.3 m /8.3	6.6	6.2	5.8	5.1	66.0
70.0				69.5 m /5.4	4.7	4.4	3.7	70.0
74.0					3.4	3.1		74.0
78.0					74.7 m /3.2			78.0
Reeves	9	9	8	8	7	6	4	Reeves

Note:
Designed and rated to comply with EN13000.
Ratings shown in [ ] are determined by the strength of the boom or other structural components.
This is rated for single drum.

Luffing Jib Lifting Capacity

Unit: metric ton

Counterweight: 160 t, Carbody weight: 51 t
Crawler weight: 20 t

24.0 m Boom Length

Boom length (m)	24.0															Boom length (m)
Jib length (m)	24.0			30.0			36.0			54.0			66.0			Jib length (m)
Boom angle	86°	76°	66°	86°	76°	66°	86°	76°	66°	86°	76°	66°	86°	76°	66°	Boom angle
Working Radius (m)																Working Radius (m)
14.0																14.0
16.0	113.5			113.5												16.0
18.0	106.2			105.4			104.3									18.0
20.0	93.3			92.7			91.7									20.0
22.0	83.1	78.5		82.5			81.6									22.0
24.0	74.8	70.7		74.2			73.3			70.8						24.0
26.0	67.9	64.1		67.3	63.3		66.4			65.0			55.4			26.0
28.0	60.0	58.6		61.6	57.8		60.7	56.7		59.2			52.7			28.0
30.0		53.6	51.0	56.6	53.1		55.7	52.1		54.2			50.2			30.0
34.0			43.7	48.7	45.6	42.9	47.8	44.6		46.2			44.8			34.0
38.0					39.7	37.3	41.7	38.8	36.2	39.9	36.8		38.6			38.0
42.0						32.9		34.2	31.9	35.0	32.1		33.6	30.6		42.0
46.0									28.4	31.0	28.4		29.6	26.8		46.0
50.0										27.7	25.3	23.1	26.2	23.7		50.0
54.0										24.8	22.7	20.7	23.4	21.1		54.0
58.0										22.7	20.5	18.6	20.9	18.9	16.9	58.0
62.0											18.7	16.9	18.3	16.9	15.1	62.0
66.0												15.4	16.2	15.3	13.6	66.0
70.0														13.9	12.2	70.0
74.0															11.1	74.0
Reeves	9			9			9			6			5			Reeves

30.0 m Boom Length

Boom length (m)	30.0															Boom length (m)
Jib length (m)	24.0			30.0			36.0			54.0			66.0			Jib length (m)
Boom angle	86°	76°	66°	86°	76°	66°	86°	76°	66°	86°	76°	66°	86°	76°	66°	Boom angle
Working Radius (m)																Working Radius (m)
16.0	113.5			113.5												16.0
18.0	104.6			103.8			102.8									18.0
20.0	91.9			91.2			90.2									20.0
22.0	81.8			81.2			80.2									22.0
24.0	73.6	68.2		73.0			72.0			69.8						24.0
26.0	66.8	61.9		66.2	61.0		65.3			63.9						26.0
28.0	61.0	56.5		60.5	55.6		59.6			58.1			53.0			28.0
30.0		51.9		55.6	51.1		54.7	50.0		53.2			50.5			30.0
34.0		44.4	41.3	47.7	43.8		46.8	42.7		45.3			43.9			34.0
38.0			36.0		38.1	35.1	40.8	37.1		39.1	35.1		37.8			38.0
42.0						30.9		32.6	29.7	34.2	30.6		32.9	29.0		42.0
46.0								29.1	26.4	30.3	26.9		28.9	25.4		46.0
50.0									23.7	27.0	23.9	21.3	25.6	22.4		50.0
54.0										24.3	21.4	19.0	22.8	19.8		54.0
58.0										22.0	19.3	17.0	20.5	17.7	15.3	58.0
62.0											17.5	15.3	18.5	15.8	13.6	62.0
66.0												13.9	16.2	14.2	12.1	66.0
70.0														12.9	10.8	70.0
74.0														11.7	9.7	74.0
78.0															8.8	78.0
Reeves	9			9			9			6			4			Reeves

Note: Designed and rated to comply with EN13000.
Ratings shown in [ ] are determined by the strength of the boom or other structural components.

Luffing Jib Lifting Capacity

Unit: metric ton

Counterweight: 160 t, Carbody weight: 51 t
Crawler weight: 20 t

36.0 m Boom Length

Boom length (m)	36.0															Boom length (m)
Jib length (m)	30.0			36.0			48.0			54.0			66.0			Jib length (m)
Boom angle / Working Radius (m)	86°	76°	66°	86°	76°	66°	86°	76°	66°	86°	76°	66°	86°	76°	66°	Boom angle / Working Radius (m)
18.0	102.2			99.4												18.0
20.0	89.7			88.7												20.0
22.0	79.8			78.8			77.3									22.0
24.0	71.7			70.8			69.8			68.4						24.0
26.0	65.0			64.1			63.1			62.7						26.0
28.0	59.4	53.3		58.5			57.4			57.0			53.3			28.0
30.0	54.5	48.9		53.6	47.8		52.6			52.2			50.8			30.0
34.0	46.7	41.8		45.9	40.7		44.8			44.3			43.0			34.0
38.0		36.4	32.4	39.9	35.3		38.8	33.9		38.3	33.3		36.9			38.0
42.0		32.0	28.5		31.0	27.3	34.0	29.6		33.5	28.9		32.1			42.0
46.0			25.4		27.6	24.2	30.1	26.1		29.6	25.4		28.2	23.8		46.0
50.0						21.6	26.9	23.2	19.9	26.3	22.5		24.9	20.9		50.0
54.0								20.8	17.7	23.7	20.1	17.0	22.2	18.5		54.0
58.0								18.8	15.9	21.4	18.1	15.1	19.9	16.4		58.0
62.0									14.3		16.3	13.6	17.9	14.7	11.8	62.0
66.0												12.2	16.2	13.1	10.4	66.0
70.0												11.1	14.8	11.8	9.2	70.0
74.0														10.7	8.2	74.0
78.0															7.3	78.0
82.0															6.6	82.0
Reeves	9			8			6			6			5			Reeves

42.0 m Boom Length

Boom length (m)	42.0															Boom length (m)
Jib length (m)	30.0			36.0			48.0			54.0			66.0			Jib length (m)
Boom angle / Working Radius (m)	86°	76°	66°	86°	76°	66°	86°	76°	66°	86°	76°	66°	86°	76°	66°	Boom angle / Working Radius (m)
18.0	99.4															18.0
20.0	88.3			87.8												20.0
22.0	78.5			78.0			75.9									22.0
24.0	70.5			70.0			68.6			67.1						24.0
26.0	63.9			63.3			61.9			61.6						26.0
28.0	58.3			57.7			56.3			56.0			53.0			28.0
30.0	53.5	46.7		53.0			51.6			51.2			49.9			30.0
34.0	45.8	39.9		45.3	39.1		43.9			43.4			42.1			34.0
38.0		34.6		39.3	33.8		37.9	32.0		37.5			36.1			38.0
42.0		30.4	26.0		29.6		33.2	27.9		32.7	27.3		31.4			42.0
46.0			23.0		26.3	22.1	29.4	24.5		28.9	23.9		27.5	22.3		46.0
50.0			20.6			19.6	26.3	21.7		25.7	21.1		24.3	19.5		50.0
54.0						17.6		19.4	15.6	23.0	18.8		21.6	17.2		54.0
58.0								17.5	13.9	19.1	16.8	13.2	19.3	15.2		58.0
62.0									12.5		15.1	11.7	17.4	13.5	9.9	62.0
66.0									11.3		13.7	10.5	15.7	12.0	8.7	66.0
70.0												9.4	14.3	10.7	7.6	70.0
74.0														9.6	6.6	74.0
78.0														8.7	5.8	78.0
Reeves	8			7			6			6			4			Reeves

Note: Designed and rated to comply with EN13000.
Ratings shown in [ ] are determined by the strength of the boom or other structural components.

Luffing Jib Lifting Capacity

Unit: metric ton

Counterweight: 160 t, Carbody weight: 51 t
Crawler weight: 20 t

48.0 m Boom Length

Boom length (m)	48.0															Boom length (m)
Jib length (m)	30.0			36.0			48.0			54.0			66.0			Jib length (m)
Boom angle / Working Radius (m)	86°	76°	66°	86°	76°	66°	86°	76°	66°	86°	76°	66°	86°	76°	66°	Boom angle / Working Radius (m)
18.0	99.4															18.0
20.0	87.4			85.2												20.0
22.0	77.7			77.3												22.0
24.0	69.8			69.3			68.0			65.9						24.0
26.0	63.2			62.7			61.4			60.5						26.0
28.0	57.7			57.2			55.9			55.0			51.9			28.0
30.0	52.9	44.9		52.5			51.1			50.3			49.0			30.0
34.0	45.3	38.3		44.8	37.5		43.5			42.6			41.3			34.0
38.0		33.2		38.9	32.4		37.6			36.7			35.4			38.0
42.0		29.1		34.2	28.4		32.9	26.6		32.0	25.6		30.7			42.0
46.0			21.0		25.1	20.1	29.1	23.4		28.2	22.4		26.9			46.0
50.0			18.7		22.4	17.8	25.9	20.7		25.1	19.7		23.7	18.1		50.0
54.0						15.9		18.5	13.9	22.5	17.5		21.0	15.9		54.0
58.0						14.3		16.6	12.3	20.3	15.6	11.3	18.8	14.0		58.0
62.0								15.0	11.0		14.0	9.9	16.9	12.3		62.0
66.0									9.8		12.6	8.8	15.2	10.9		66.0
70.0									8.9			7.8	13.8	9.7		70.0
74.0												7.0		8.6		74.0
78.0														7.7		78.0
Reeves	8			7			6			6			4			Reeves

54.0 m Boom Length

Boom length (m)	54.0															Boom length (m)
Jib length (m)	30.0			36.0			48.0			54.0			66.0			Jib length (m)
Boom angle / Working Radius (m)	86°	76°	66°	86°	76°	66°	86°	76°	66°	86°	76°	66°	86°	76°	66°	Boom angle / Working Radius (m)
20.0	85.2			85.0												20.0
22.0	76.5			76.1												22.0
24.0	68.7			68.2			64.7									24.0
26.0	62.2			61.7			59.5			59.5						26.0
28.0	56.7			56.2			54.0			54.0			50.8			28.0
30.0	52.0			51.5			49.3			49.3			48.1			30.0
34.0	44.4	36.3		44.0			41.8			41.8			40.5			34.0
38.0		31.4		38.2	30.6		36.0			36.0			34.6			38.0
42.0		27.5		33.5	26.7		31.3	25.0		31.3	20.8		30.0			42.0
46.0		24.4	18.7		23.6		27.6	20.8		27.6	18.3		26.2			46.0
50.0			16.5		21.0	15.6	24.5	18.3		24.5	16.1		23.1	16.6		50.0
54.0			14.8			13.8	22.8	16.1		21.9	14.3		20.5	14.5		54.0
58.0						12.4		14.3		19.7	12.8		18.3	12.7		58.0
62.0								12.8			11.5		16.4	11.1		62.0
66.0													14.7	9.8		66.0
70.0													13.3	8.6		70.0
74.0														7.6		74.0
78.0														6.7		78.0
Reeves	7			7			5			5			4			Reeves

Note: Designed and rated to comply with EN13000.
Ratings shown in [ ] are determined by the strength of the boom or other structural components.

Luffing Jib Lifting Capacity

Unit: metric ton

Counterweight: 160 t, Carbody weight: 51 t
Crawler weight: 20 t

60.0 m Boom Length

Boom length (m)	60.0															Boom length (m)
Jib length (m)	36.0			42.0			48.0			54.0			66.0			Jib length (m)
Boom angle / Working Radius (m)	86°	76°	66°	86°	76°	66°	86°	76°	66°	86°	76°	66°	86°	76°	66°	Boom angle / Working Radius (m)
20.0	71.0															20.0
22.0	71.0			71.0												22.0
24.0	67.0			66.8			64.4									24.0
26.0	60.6			60.3			59.3			56.8						26.0
28.0	55.2			54.9			53.9			53.6						28.0
30.0	50.6			50.3			49.3			49.0			45.9			30.0
34.0	43.1			42.8			41.8			41.5			40.3			34.0
38.0	37.4	28.6		37.0			36.1			35.7			34.5			38.0
42.0	32.8	24.9		32.4	24.3		31.5	23.1		31.1			29.9			42.0
46.0		21.9		28.7	21.3		27.8	20.2		27.4	19.6		26.1			46.0
50.0		19.5			18.8		24.7	17.7		24.3	17.1		23.0	15.5		50.0
54.0			11.6		16.8		22.2	15.7		21.7	15.1		20.4	13.5		54.0
58.0			10.2		15.1	9.5		13.9		19.5	13.4		18.2	11.8		58.0
62.0			9.1			8.3		12.5			11.9		16.3	10.3		62.0
66.0						7.4					10.6		14.6	9.0		66.0
70.0											9.5		8.2	7.9		70.0
74.0														6.9		74.0
78.0														6.0		78.0
82.0														5.3		82.0
Reeves	6			6			5			5			4			Reeves

66.0 m Boom Length

Boom length (m)	66.0															Boom length (m)
Jib length (m)	36.0			42.0			48.0			54.0			66.0			Jib length (m)
Boom angle / Working Radius (m)	86°	76°	66°	86°	76°	66°	86°	76°	66°	86°	76°	66°	86°	76°	66°	Boom angle / Working Radius (m)
20.0	71.0															20.0
22.0	70.9			70.3												22.0
24.0	64.9			64.5			56.8									24.0
26.0	59.5			59.2			56.8			54.1						26.0
28.0	54.2			53.9			52.9			52.6						28.0
30.0	49.6			49.3			48.3			48.0			40.8			30.0
34.0	42.3			41.9			41.0			40.7			38.2			34.0
38.0	36.6	26.6		36.2			35.3			34.9			33.7			38.0
42.0	32.1	23.1		31.7	22.4		30.8			30.4			29.2			42.0
46.0		20.2		28.0	19.6		27.1	18.4		26.7	17.8		25.5			46.0
50.0		17.9			17.3		24.1	16.1		23.7	15.5		22.4			50.0
54.0		16.0	9.2		15.3		21.6	14.2		21.1	13.6		19.8	12.0		54.0
58.0			8.0		13.7			12.5		19.0	12.0		17.7	10.3		58.0
62.0			7.0					11.2			10.6		15.8	8.9		62.0
66.0			6.2					10.0			9.3		14.2	7.7		66.0
70.0											8.3		11.1	6.7		70.0
74.0														5.7		74.0
78.0														4.9		78.0
Reeves	6			6			5			5			4			Reeves

Note: Designed and rated to comply with EN13000.
Ratings shown in [ ] are determined by the strength of the boom or other structural components.

Luffing Jib Lifting Capacity

Unit: metric ton

Counterweight: 160 t, Carbody weight: 51 t
Crawler weight: 20 t

72.0 m Boom Length	Boom length (m)	72.0												Boom length (m)	Working Radius (m)
	Jib length (m)	36.0			42.0			48.0			54.0			Jib length (m)	
	Boom angle	86°	76°	66°	86°	76°	66°	86°	76°	66°	86°	76°	66°	Boom angle	
Working Radius (m)	22.0	57.7			57.1									22.0	
	24.0	52.9			52.4			51.4						24.0	
	26.0	48.5			48.1			47.6			46.6			26.0	
	28.0	44.7			44.3			43.9			43.3			28.0	
	30.0	41.3			41.0			40.6			40.1			30.0	
	34.0	35.6			35.3			35.1			34.6			34.0	
	38.0	30.8			30.7			30.6			30.2			38.0	
	42.0	26.7	21.6		26.9	21.0		26.9			26.5			42.0	
	46.0		18.9		23.5	18.3		23.7	17.1		23.4			46.0	
	50.0		16.6			16.1		21.0	14.9		20.7	14.4		50.0	
	54.0		14.8			14.2		18.4	13.1		18.3	12.5		54.0	
	58.0					12.6			11.5		16.2	11.0		58.0	
	62.0					11.3			10.2			9.6		62.0	
	66.0								9.1			8.5		66.0	
	70.0											7.5		70.0	
	Reeves	5			5			4			4			Reeves	

Note: Designed and rated to comply with EN13000.
Ratings shown in [ ] are determined by the strength of the boom or other structural components.
[ ] STD Luffing jib combination which is necessary 10 t additional weights.

HEAVY LIFT
SUPER HEVY LIFT

BOOM AND JIB ARRANGEMENTS

Luffing Boom Arrangements for Crane

Boom length (m)	Boom arrangement
30 m	L 6.0 6.0 7.8T LU L 12.0 7.8T LU
36 m	※ L 6.0 12.0 7.8T LU
42 m	※ L 6.0 6.0 12.0 7.8T LU L 12.0 12.0 7.8T LU
48 m	※ L 6.0 12.0 12.0 7.8T LU
54 m	※ L 6.0 6.0 12.0 12.0 7.8T LU L 12.0 12.0 12.0 7.8T LU
60 m	※ L 6.0 12.0 12.0 12.0 7.8T LU
66 m	※ L 6.0 6.0 12.0 12.0 12.0 7.8T LU L 12.0 12.0 12.0 12.0 7.8T LU
72 m	※ L 6.0 12.0 12.0 12.0 12.0 7.8T LU
78 m	※ L 6.0 6.0 12.0 12.0 12.0 12.0 7.8T LU L 12.0 12.0 12.0 12.0 12.0 7.8T LU
84 m	※ L 6.0 12.0 12.0 12.0 12.0 12.0 7.8T LU

Symbol	Boom Length	Remarks
L	9.0 m	Boom Base
7.8T	7.8 m	Tapered Boom
6.0	6.0 m	Insert Boom
12.0	12.0 m	Insert Boom
LU	1.2 m	Boom Top

※ indicates the most flexible combination of insert luffing booms, which can be modified to form all shorter luffing boom arrangements.

Luffing Boom Arrangements for Luffing

Boom length (m)	Boom arrangement
30 m	L 6.0 6.0 7.8T LU L 12.0 7.8T LU
36 m	※ L 6.0 12.0 7.8T LU
42 m	※ L 6.0 6.0 12.0 7.8T LU L 12.0 12.0 7.8T LU
48 m	※ L 6.0 12.0 12.0 7.8T LU
54 m	※ L 6.0 6.0 12.0 12.0 7.8T LU L 12.0 12.0 12.0 7.8T LU
60 m	※ L 6.0 12.0 12.0 12.0 7.8T LU
66 m	※ L 6.0 6.0 12.0 12.0 12.0 7.8T LU L 12.0 12.0 12.0 12.0 7.8T LU
72 m	※ L 6.0 12.0 12.0 12.0 12.0 7.8T LU
78 m	※ L 6.0 6.0 12.0 12.0 12.0 12.0 7.8T LU L 12.0 12.0 12.0 12.0 12.0 7.8T LU
84 m	※ L 6.0 12.0 12.0 12.0 12.0 12.0 7.8T LU

Symbol	Boom Length	Remarks
L	9.0 m	Boom Base
7.8T	7.8 m	Tapered Boom
6.0	6.0 m	Insert Boom
12.0	12.0 m	Insert Boom
LU	1.2 m	Boom Top

※ indicates the most flexible combination of insert luffing booms, which can be modified to form all shorter luffing boom arrangements.

Luffing Jib Arrangements

Jib length (m)	Jib arrangement
24 m	JL 6.0 JU
30 m	※ JL 6.0 6.0 JU JL 12.0 JU
36 m	※ JL 6.0 12.0 JU
42 m	※ JL 6.0 6.0 12.0 JU JL 12.0 12.0 JU
48 m	※ JL 6.0 12.0 12.0 JU
54 m	※ JL 6.0 6.0 12.0 12.0 JU JL 12.0 12.0 12.0 JU
60 m	※ JL 6.0 12.0 12.0 12.0 JU
66 m	※ JL 6.0 6.0 12.0 12.0 12.0 JU JL 12.0 12.0 12.0 12.0 JU

Symbol	Jib Length	Remarks
JL	9.0 m	Jib Base
6.0	6.0 m	Luffing Insert Jib
12.0	12.0 m	Luffing Insert Jib
JU	9.0 m	Jib Top

※ indicates the most flexible combination of insert luffing jibs, which can be modified to form all shorter luffing jib arrangements.

HL MAST

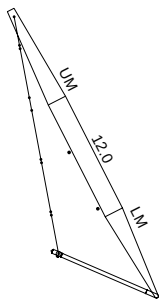

Symbol	Mast Length	Remarks
LM	9.0 m	HL Mast Base
12.0	12.0 m	HL Insert Mast
UM	9.0 m	HL Mast Top

SHL MAST

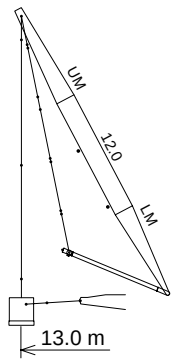

Symbol	Mast Length	Remarks
LM	9.0 m	HL Mast Base
12.0	12.0 m	HL Insert Mast
UM	9.0 m	HL Mast Top

WORKING RANGES

Luffing Boom

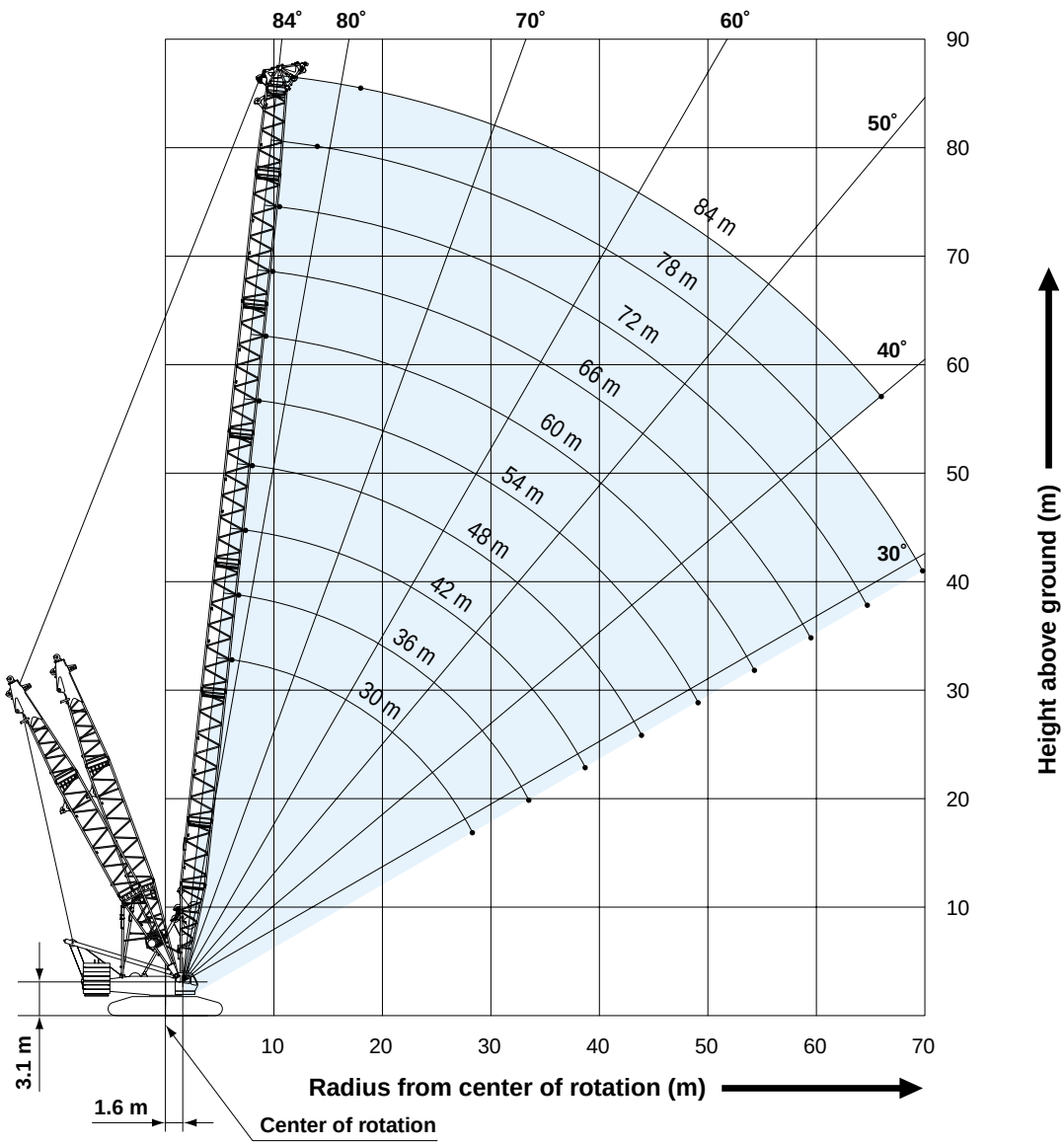

Luffing Jib

Boom Angle: 86°
(72 m Boom /
78 m Boom)

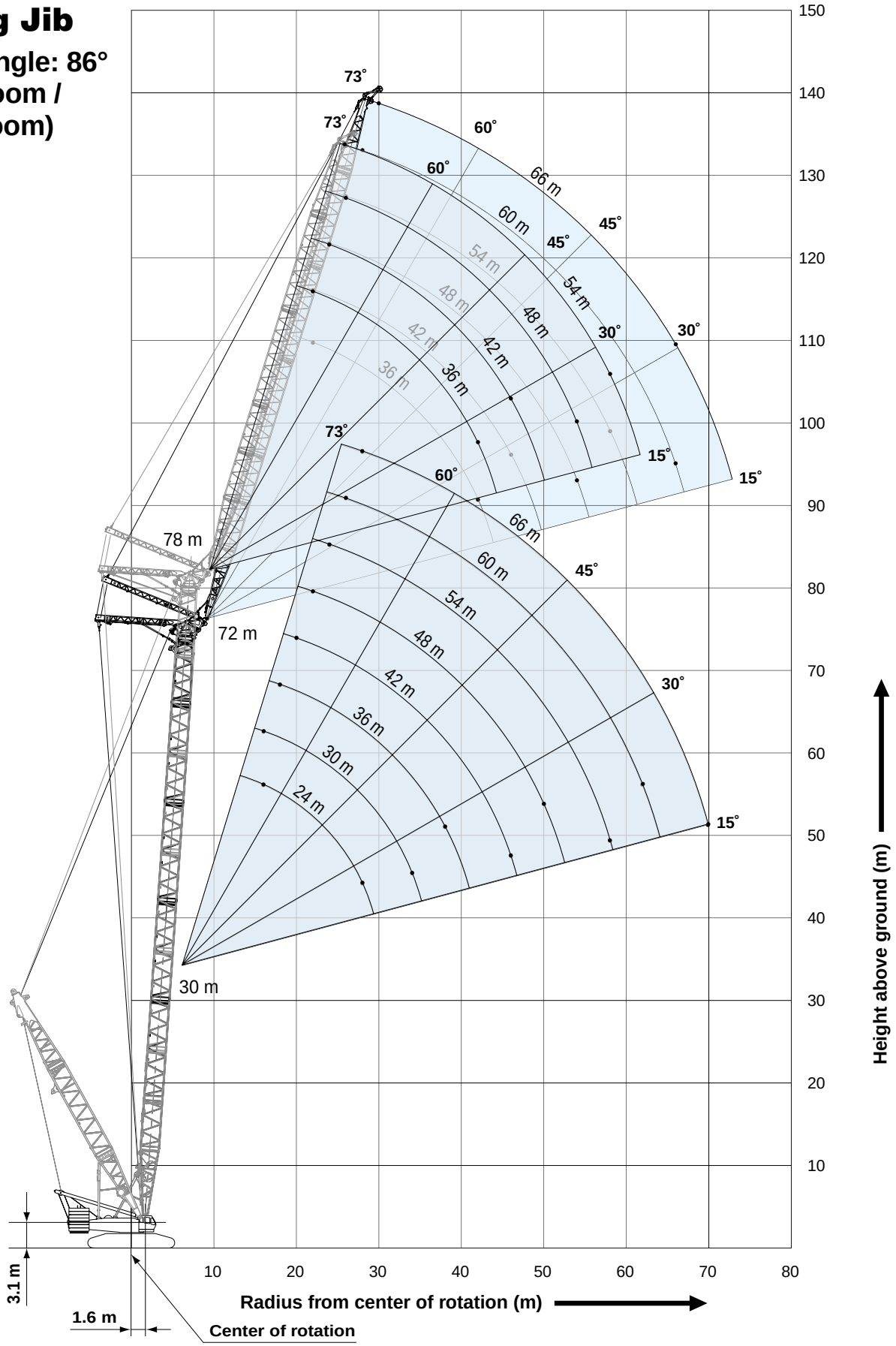

WORKING RANGES

Luffing Jib

Boom Angle: 76°
(72 m Boom / 78 m Boom)

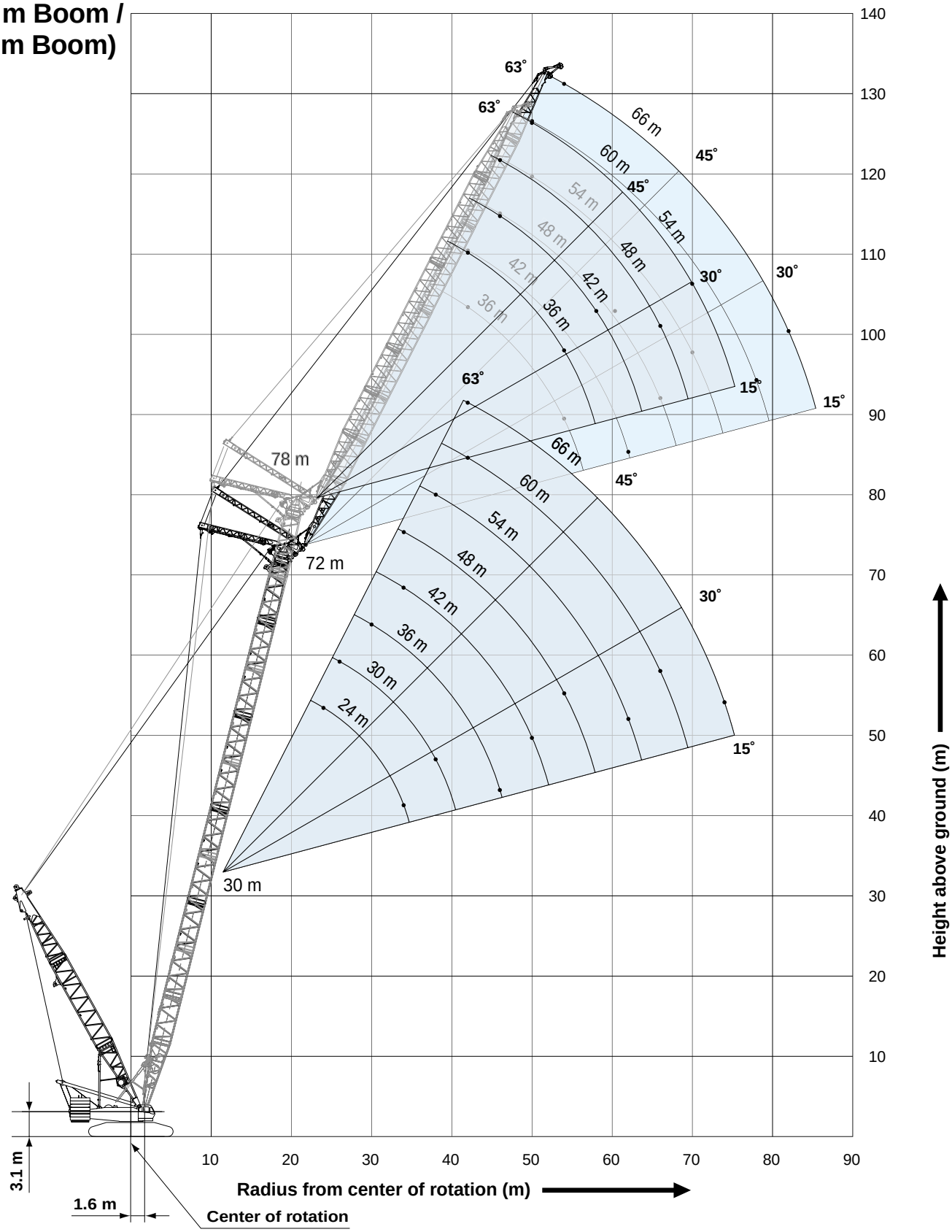

Luffing Jib

Boom Angle: 66°

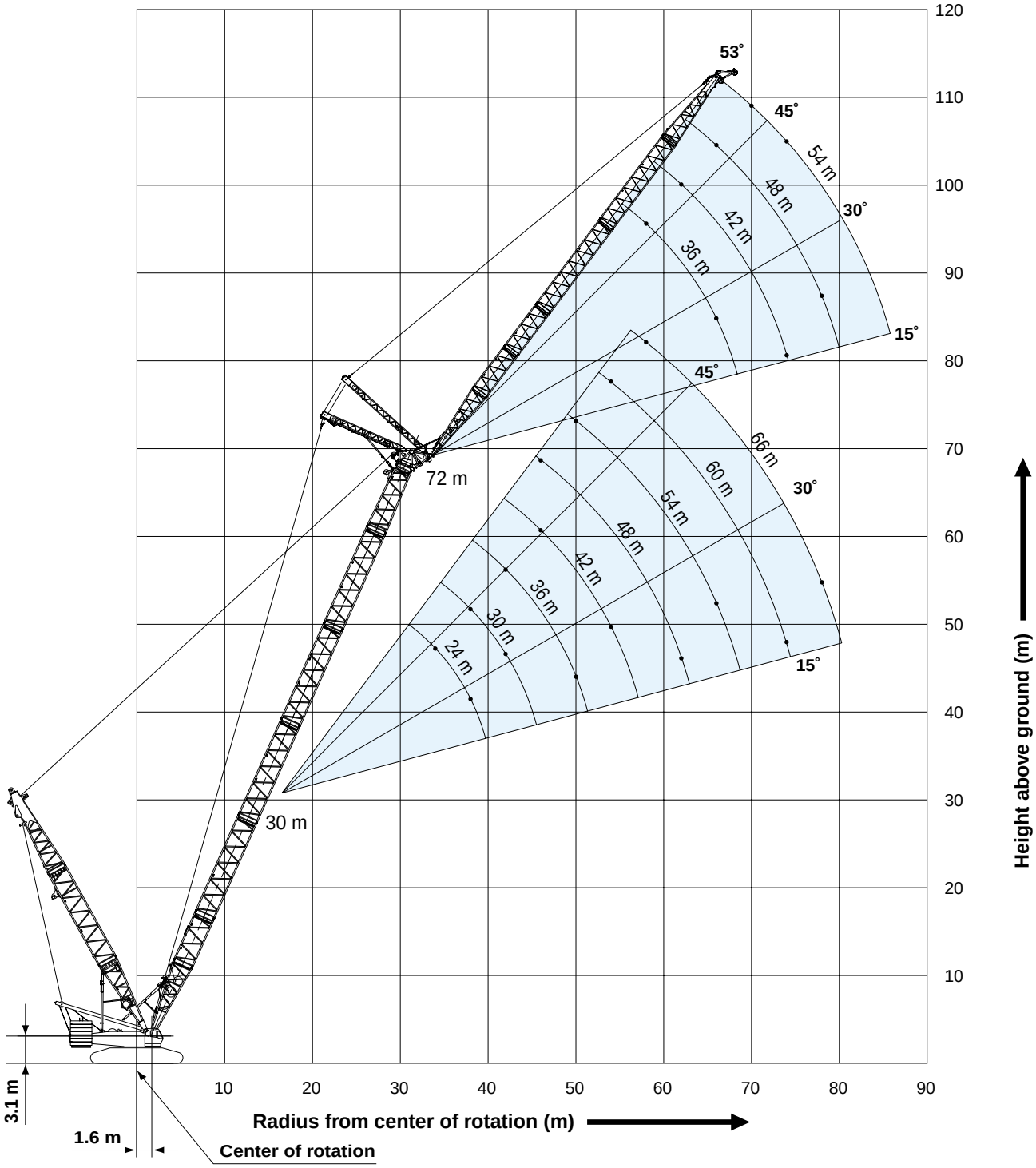

Luffing Boom Lifting Capacities

Unit: metric ton

Counterweight: 160 t, Carbody weight: 51 t
Crawler weight: 20 t, HL mast: 9.5 m and 13 m

Working Radius (m) \ Boom Length (m)	30.0	36.0	42.0	48.0	54.0	60.0	66.0	72.0	78.0	84.0	Boom Length (m) \ Working Radius (m)
6.0	6.1 m/377.0	6.8 m/377.0									**6.0**
7.0	377.0	377.0	7.4 m/362.1								**7.0**
8.0	329.9	329.6	328.9	8.0 m/328.4	8.6 m/288.4						**8.0**
9.0	286.0	285.6	285.0	284.5	282.0	9.3 m/249.5	9.9 m/224.0				**9.0**
10.0	252.0	251.7	251.1	250.6	249.8	240.0	223.3	10.5 m/197.1			**10.0**
12.0	202.1	201.8	201.1	200.5	199.8	198.0	190.0	182.4			**12.0**
14.0	166.6	166.3	165.7	165.1	164.3	163.7	161.5	155.6	149.9		**14.0**
16.0	141.2	140.9	140.2	139.7	138.9	138.2	137.4	135.0	130.3		**16.0**
18.0	122.0	121.7	121.1	120.5	119.8	119.1	118.3	117.5	114.7	111.0	**18.0**
20.0	107.1	106.8	106.2	105.6	104.5	103.5	102.2	101.1	99.9	98.7	**20.0**
22.0	95.1	94.3	93.2	92.2	91.0	89.9	88.6	87.5	86.2	85.0	**22.0**
24.0	84.5	83.6	82.5	81.4	80.2	79.0	77.7	76.5	75.3	74.0	**24.0**
26.0	75.9	74.9	73.7	72.6	71.3	70.1	68.8	67.6	66.3	65.1	**26.0**
28.0	68.8	67.7	66.4	65.3	64.0	62.8	61.4	60.2	58.9	57.6	**28.0**
30.0	28.3 m/68.0	61.6	60.3	59.1	57.8	56.5	55.2	53.9	52.6	51.3	**30.0**
34.0		33.5 m/53.3	50.7	49.3	47.9	46.6	45.3	44.0	42.6	41.3	**34.0**
38.0			43.5	42.0	40.5	39.2	37.7	36.4	35.0	33.6	**38.0**
42.0			38.7 m/42.5	36.6	35.0	33.5	32.0	30.7	29.2	27.7	**42.0**
46.0				43.9 m/34.3	30.5	28.9	27.4	25.9	24.2	22.6	**46.0**
50.0					49.1 m/27.7	25.3	23.6	21.9	20.1	18.3	**50.0**
54.0						22.4	20.5	18.6	16.7	14.9	**54.0**
58.0						54.3 m/22.2	17.9	15.9	13.9	12.0	**58.0**
62.0							59.5 m/17.1	13.8	11.6	9.7	**62.0**
64.0								12.9	10.6	8.6	**64.0**
66.0								64.7 m/12.7	9.8	7.8	**66.0**
70.0									69.8 m/8.5		**70.0**
Reeves	32	32	32	28	24	20	20	16	12	12	**Reeves**

Note:
Designed and rated to comply with EN13000.
Ratings shown in [ ] are determined by the strength of the boom or other structural components.
This is rated for double drum.

Luffing Jib Lifting Capacity

Unit: metric ton

Counterweight: 160 t, Carbody weight: 51 t
Crawler weight: 20 t, HL mast: 13 m

30.0 m Boom Length

Boom length (m)	30.0															Boom length (m)
Jib length (m)	24.0			30.0			36.0			54.0			66.0			Jib length (m)
Boom angle	86°	76°	66°	86°	76°	66°	86°	76°	66°	86°	76°	66°	86°	76°	66°	Boom angle
Working Radius (m)																Working Radius (m)
16.0	113.5			113.5												16.0
18.0	111.2			107.8			104.8									18.0
20.0	101.9			99.7			96.8									20.0
22.0	93.4			90.7			88.8									22.0
24.0	85.4	80.3		83.3			81.0			71.3						24.0
26.0	75.9	72.4		76.6	71.9		74.5			67.7						26.0
28.0	67.5	65.8		69.4	65.3		68.9			63.6			53.0			28.0
30.0		60.2		62.5	59.8		62.9	59.1		58.4			50.5			30.0
34.0		51.3	47.6	51.5	51.0		52.1	50.3		49.8			45.8			34.0
38.0			41.3		44.3	40.8	44.1	43.6		43.2	42.0		39.4			38.0
42.0						35.9		38.4	35.1	37.5	37.0		33.8	35.2		42.0
46.0								34.2	31.3	32.5	32.8		29.2	31.7		46.0
50.0									28.1	28.4	29.4	26.5	25.4	28.3		50.0
54.0										25.0	26.5	23.8	22.2	25.4		54.0
58.0										22.6	24.1	21.6	19.6	23.0	20.3	58.0
62.0											22.0	19.7	17.3	20.9	18.5	62.0
66.0												18.0	15.4	19.1	16.8	66.0
70.0													14.0	17.5	15.4	70.0
74.0														15.4	14.1	74.0
78.0															13.0	78.0
Reeves	9			9			9			6			4			Reeves

36.0 m Boom Length

Boom length (m)	36.0															Boom length (m)
Jib length (m)	30.0			36.0			48.0			54.0			66.0			Jib length (m)
Boom angle	86°	76°	66°	86°	76°	66°	86°	76°	66°	86°	76°	66°	86°	76°	66°	Boom angle
Working Radius (m)																Working Radius (m)
18.0	111.8			99.4												18.0
20.0	103.5			99.4												20.0
22.0	95.1			93.5			83.4									22.0
24.0	84.7			84.2			78.8			71.9						24.0
26.0	76.2			75.8			74.6			68.2						26.0
28.0	69.2	63.9		68.8			67.8			64.7			53.3			28.0
30.0	63.3	58.4		62.9	57.7		62.0			61.5			50.8			30.0
34.0	52.3	49.8		52.9	49.1		52.6			52.2			46.1			34.0
38.0		43.2	39.0	44.6	42.6		44.6	41.6		44.4	41.0		41.9			38.0
42.0		38.1	34.3		37.4	33.5	38.1	36.5		37.9	36.0		37.1			42.0
46.0			30.5		33.3	29.8	33.0	32.3		32.8	31.9		31.9	30.8		46.0
50.0						26.7	28.8	29.0	25.5	28.6	28.5		27.7	27.4		50.0
54.0								26.2	23.0	25.1	25.7	22.5	24.2	24.6		54.0
58.0								23.8	20.9	22.7	23.3	20.3	21.2	22.2		58.0
62.0									19.0		21.3	18.5	18.6	20.2	17.3	62.0
66.0												16.9	16.3	18.4	15.7	66.0
70.0												15.6	14.2	16.9	14.3	70.0
74.0														15.5	13.1	74.0
78.0															12.0	78.0
82.0															11.1	82.0
Reeves	9			8			7			6			5			Reeves

Note: Designed and rated to comply with EN13000.
Ratings shown in [ ] are determined by the strength of the boom or other structural components.

Unit: metric ton

Luffing Jib Lifting Capacity

Counterweight: 160 t, Carbody weight: 51 t
Crawler weight: 20 t, HL mast: 13 m

42.0 m Boom Length

Boom length (m)	42.0															Boom length (m)
Jib length (m)	30.0			36.0			48.0			54.0			66.0			Jib length (m)
Boom angle / Working Radius (m)	86°	76°	66°	86°	76°	66°	86°	76°	66°	86°	76°	66°	86°	76°	66°	Boom angle / Working Radius (m)
18.0	113.5															18.0
20.0	106.9			99.4												20.0
22.0	94.7			94.3			84.1									22.0
24.0	84.4			83.9			79.5			71.0						24.0
26.0	75.9			75.5			74.5			68.8						26.0
28.0	68.9			68.5			67.5			65.2			53.7			28.0
30.0	63.0	57.0		62.6			61.7			61.2			51.1			30.0
34.0	53.2	48.6		53.3	47.8		52.3			51.9			46.3			34.0
38.0		42.1		45.2	41.4		45.2	40.4		44.8			42.1			38.0
42.0		37.1	32.6		36.4		38.5	35.4		38.4	35.0		38.1			42.0
46.0			29.0		32.4	28.2	33.3	31.4		33.1	30.9		32.8	29.1		46.0
50.0			26.1			25.2	29.0	28.1		28.8	27.6		28.3	26.5		50.0
54.0						22.8		25.3	21.6	25.3	24.9		24.6	23.8		54.0
58.0								23.0	19.6	22.4	22.5	19.0	21.5	21.4		58.0
62.0									17.8		20.6	17.3	18.9	19.4	16.0	62.0
66.0									16.3		18.9	15.8	16.6	17.7	14.5	66.0
70.0												14.5	14.4	16.2	13.2	70.0
74.0														14.9	12.0	74.0
78.0														13.8	10.9	78.0
82.0															10.0	82.0
Reeves	9			8			7			6			5			Reeves

48.0 m Boom Length

Boom length (m)	48.0															Boom length (m)
Jib length (m)	30.0			36.0			48.0			54.0			66.0			Jib length (m)
Boom angle / Working Radius (m)	86°	76°	66°	86°	76°	66°	86°	76°	66°	86°	76°	66°	86°	76°	66°	Boom angle / Working Radius (m)
18.0	99.4															18.0
20.0	99.4			85.2												20.0
22.0	94.3			85.2												22.0
24.0	84.0			83.5			71.0			71.0						24.0
26.0	75.6			75.1			71.0			69.3						26.0
28.0	68.6			68.1			67.2			65.7			54.0			28.0
30.0	62.7	55.7		62.3			61.3			60.9			51.4			30.0
34.0	53.3	47.4		52.9	46.6		52.0			51.6			46.6			34.0
38.0		41.0		45.8	40.3		44.9			44.5			42.3			38.0
42.0		36.1		39.0	35.4		39.0	34.4		38.8	33.7		38.3			42.0
46.0			27.5		31.4	26.6	33.6	30.4		33.4	30.0		33.1			46.0
50.0			24.7		28.2	23.8	29.3	27.2		29.1	26.8		28.6	25.6		50.0
54.0						21.5		24.5	20.3	25.5	24.1		24.9	22.9		54.0
58.0						19.5		22.2	18.3	22.5	21.8	17.8	21.7	20.6		58.0
62.0								20.3	16.6		19.8	16.1	19.0	18.7		62.0
66.0									15.2		18.2	14.6	16.7	17.0	13.3	66.0
70.0									14.0			13.4	14.8	15.5	11.9	70.0
74.0												12.3		14.3	10.7	74.0
78.0														13.1	9.7	78.0
82.0															8.8	82.0
86.0															8.0	86.0
Reeves	8			7			6			6			5			Reeves

Note: Designed and rated to comply with EN13000.
Ratings shown in [ ] are determined by the strength of the boom or other structural components.

Unit: metric ton

Luffing Jib Lifting Capacity

Counterweight: 160 t, Carbody weight: 51 t
Crawler weight: 20 t, HL mast: 13 m

54.0 m Boom Length

Boom length (m)	54.0															Boom length (m)
Jib length (m)	30.0			36.0			48.0			54.0			66.0			Jib length (m)
Boom angle / Working Radius (m)	86°	76°	66°	86°	76°	66°	86°	76°	66°	86°	76°	66°	86°	76°	66°	Boom angle / Working Radius (m)
20.0	85.2			85.2												20.0
22.0	85.2			85.2												22.0
24.0	83.5			83.1			71.0									24.0
26.0	75.2			74.7			71.0			69.9						26.0
28.0	68.2			67.7			67.0			66.3			53.3			28.0
30.0	62.3			61.9			61.2			60.5			51.7			30.0
34.0	53.0	46.1		52.6			51.9			51.2			46.9			34.0
38.0		39.9		45.5	39.1		44.8			44.2			42.6			38.0
42.0		35.0		39.5	34.3		39.3	33.3		38.6			38.0			42.0
46.0		31.2	25.9		30.4		34.3	29.4		33.8	29.0		33.5			46.0
50.0			23.2		27.3	22.3	29.8	26.3		29.3	25.8		29.0	24.7		50.0
54.0			20.9			20.0	25.8	23.6		25.7	23.2		25.1	22.0		54.0
58.0						18.2		21.4	16.9	22.6	21.0		21.9	19.8		58.0
62.0								19.5	15.3		19.1	14.8	19.2	17.9		62.0
66.0									14.0		17.4	13.4	16.8	16.3		66.0
70.0									12.8			12.1	14.7	14.8	10.5	70.0
74.0												11.0		13.6	9.4	74.0
78.0												10.1		12.5	8.4	78.0
82.0															7.6	82.0
86.0															6.8	86.0
90.0															6.2	90.0
Reeves	7			7			6			6			5			Reeves

60.0 m Boom Length

Boom length (m)	60.0															Boom length (m)
Jib length (m)	36.0			42.0			48.0			54.0			66.0			Jib length (m)
Boom angle / Working Radius (m)	86°	76°	66°	86°	76°	66°	86°	76°	66°	86°	76°	66°	86°	76°	66°	Boom angle / Working Radius (m)
20.0	71.0															20.0
22.0	71.0			71.0												22.0
24.0	71.0			71.0			71.0									24.0
26.0	71.0			71.0			71.0			56.8						26.0
28.0	67.3			66.9			66.6			56.8						28.0
30.0	61.5			61.1			60.8			56.8			48.6			30.0
34.0	52.2			51.8			51.6			51.2			47.2			34.0
38.0	45.2	37.8		44.8			44.5			44.1			42.8			38.0
42.0	39.6	33.1		39.3	32.6		39.0	32.0		38.6			37.7			42.0
46.0		29.3		34.5	28.8		34.5	28.3		34.2	27.9		33.2			46.0
50.0		26.2			25.8		30.1	25.2		30.0	24.8		29.3	22.8		50.0
54.0			18.5		23.2		26.4	22.7		26.3	22.2		25.4	21.1		54.0
58.0			16.7		21.1	16.1		20.5		23.1	20.1		22.1	18.9		58.0
62.0			15.2			14.6		18.7	13.8		18.2	13.1	19.3	17.1		62.0
66.0						13.2			12.4		16.6	11.8	17.0	15.5		66.0
70.0									11.2		15.3	10.6	14.0	14.1	8.5	70.0
74.0									10.2			9.5		12.9	7.9	74.0
78.0												8.6		11.8	7.0	78.0
82.0															6.2	82.0
86.0															5.5	86.0
Reeves	6			6			6			5			4			Reeves

Note: Designed and rated to comply with EN13000.
Ratings shown in [ ] are determined by the strength of the boom or other structural components.

Luffing Jib Lifting Capacity

Unit: metric ton

Counterweight: 160 t, Carbody weight: 51 t
Crawler weight: 20 t, HL mast: 13 m

66.0 m Boom Length

Boom length (m)	66.0															Boom length (m)
Jib length (m)	36.0			42.0			48.0			54.0			66.0			Jib length (m)
Boom angle	86°	76°	66°	86°	76°	66°	86°	76°	66°	86°	76°	66°	86°	76°	66°	Boom angle
Working Radius (m)																Working Radius (m)
20.0	71.0															20.0
22.0	71.0			71.0												22.0
24.0	71.0			71.0			56.8									24.0
26.0	71.0			71.0			56.8			56.8						26.0
28.0	66.9			66.5			56.8			56.8						28.0
30.0	61.1			60.7			56.8			56.8			42.6			30.0
34.0	51.8			51.4			51.2			50.8			42.6			34.0
38.0	44.8	36.4		44.4			44.2			43.8			40.4			38.0
42.0	39.3	31.8		38.9	31.3		38.7			38.3			37.2			42.0
46.0		28.2		34.5	27.7		34.2	27.1		33.9	26.4		32.9			46.0
50.0		25.2			24.7		30.4	24.2		30.2	23.7		29.3			50.0
54.0		22.7	16.8		22.2		26.9	21.7		26.5	21.2		25.7	20.1		54.0
58.0			15.0		20.1	14.3		19.6		23.3	19.1		22.3	18.0		58.0
62.0			13.5			12.8		17.8	12.0		17.4		19.5	16.2		62.0
66.0			12.3			11.5		16.3	10.7		15.8	10.1	16.3	14.6		66.0
70.0						10.5			9.6		14.5	9.0	12.7	13.3		70.0
74.0									8.7			8.0		12.1		74.0
78.0												7.2		10.9		78.0
82.0														10.0		82.0
Reeves	6			6			5			5			4			Reeves

72.0 m Boom Length

Boom length (m)	72.0															Boom length (m)
Jib length (m)	36.0			42.0			48.0			54.0			66.0			Jib length (m)
Boom angle	86°	76°	66°	86°	76°	66°	86°	76°	66°	86°	76°	66°	86°	76°	66°	Boom angle
Working Radius (m)																Working Radius (m)
22.0	71.0			65.5												22.0
24.0	71.0			65.5			56.8									24.0
26.0	66.7			63.5			56.8			52.4						26.0
28.0	62.0			61.2			56.4			50.4						28.0
30.0	57.6			57.6			53.5			48.4			41.1			30.0
34.0	49.9			50.1			48.8			44.3			39.8			34.0
38.0	43.5			43.8			44.0			40.3			37.7			38.0
42.0	37.7	31.1		38.6	30.3		38.6			36.6			34.7			42.0
46.0		27.5		33.9	26.8		34.2	26.2		33.2			31.9			46.0
50.0		24.6			23.9		30.6	23.4		29.9	22.6		29.0			50.0
54.0		22.2			21.5		27.2	20.9		26.7	20.2		25.9	19.0		54.0
58.0			13.7		19.4			18.9		23.5	18.2		22.5	17.0		58.0
62.0			12.3		17.7	11.3		17.2			16.4		18.3	15.3		62.0
66.0			11.1			10.1		15.7	9.3		14.9		14.6	13.7		66.0
70.0						9.1			8.3		13.7	7.4		12.3		70.0
74.0						8.3			7.4			6.5		11.1		74.0
78.0									6.7					10.0		78.0
82.0														9.1		82.0
Reeves	6			5			5			4			4			Reeves

Note: Designed and rated to comply with EN13000.
Ratings shown in [ ] are determined by the strength of the boom or other structural components.

Luffing Jib Lifting Capacity

Unit: metric ton

Counterweight: 160 t, Carbody weight: 51 t
Crawler weight: 20 t, HL mast: 13 m

78.0 m Boom Length	Boom length (m)	78.0												Boom length (m)	
	Jib length (m)	36.0			42.0			48.0			54.0			Jib length (m)	
	Boom angle	86°	76°	66°	86°	76°	66°	86°	76°	66°	86°	76°	66°	Boom angle	
Working Radius (m)	22.0	56.8												22.0	Working Radius (m)
	24.0	56.8			56.8									24.0	
	26.0	54.3			53.8			51.4			42.6			26.0	
	28.0	50.4			50.0			48.3			42.6			28.0	
	30.0	46.7			46.5			46.0			42.6			30.0	
	34.0	40.4			40.4			40.2			39.8			34.0	
	38.0	35.1			35.3			35.2			34.8			38.0	
	42.0	30.5	29.8		31.0			31.0			30.7			42.0	
	46.0		26.4		27.2	25.4		27.4	23.2		27.2			46.0	
	50.0		23.6			22.8		24.2	22.6		24.1	21.4		50.0	
	54.0		21.3			20.5		21.3	20.2		21.4	19.2		54.0	
	58.0					18.5			18.2		19.0	17.3		58.0	
	62.0								16.6			15.5		62.0	
	66.0								15.1			14.1		66.0	
	70.0											13.0		70.0	
	Reeves	5			5			5			4			Reeves	

Note: Designed and rated to comply with EN13000.
Ratings shown in [ ] are determined by the strength of the boom or other structural components.

WORKING RANGES

Luffing Boom

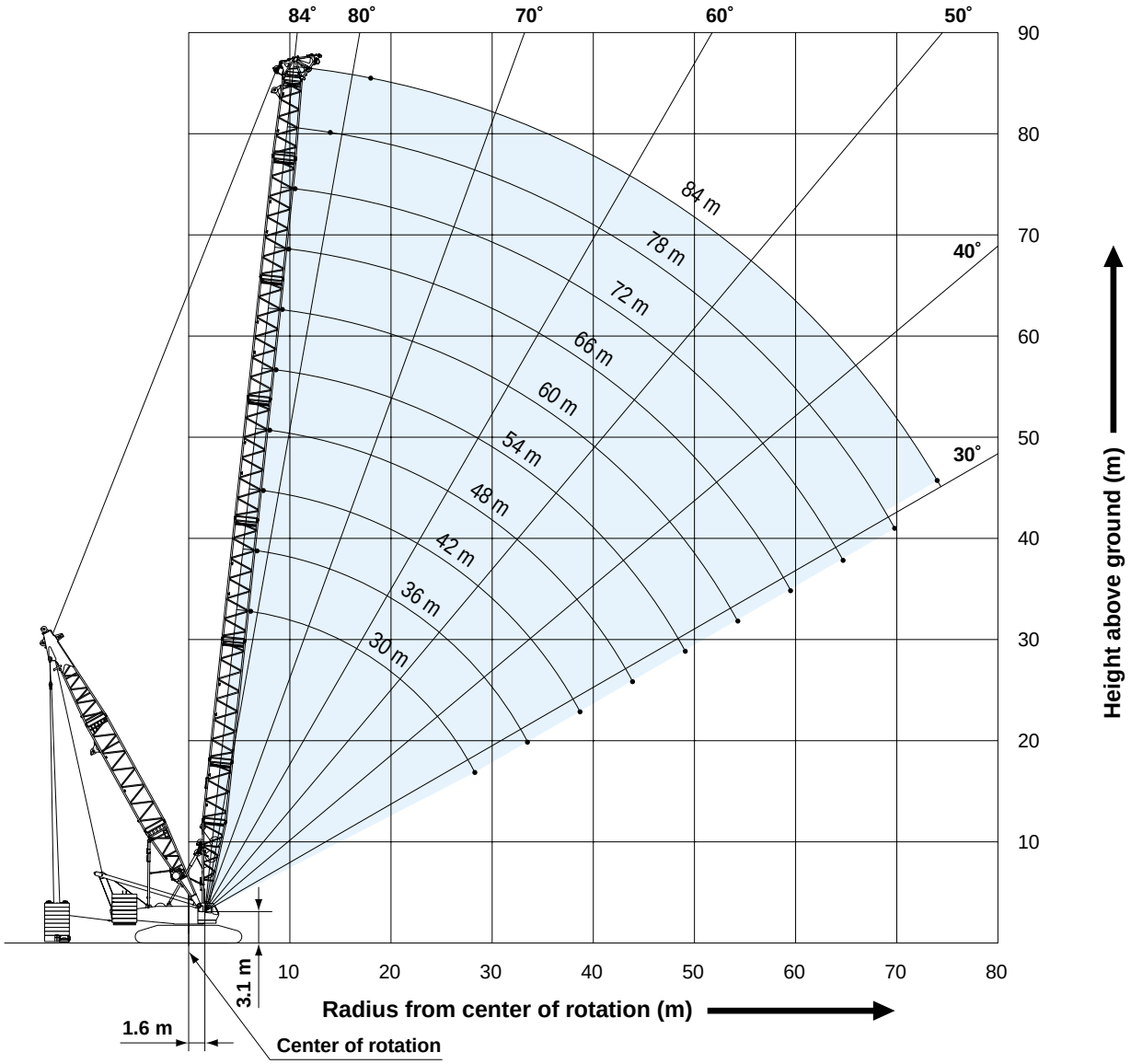

Luffing Jib

Boom Angle: 86°
(78 m Boom /
84 m Boom)

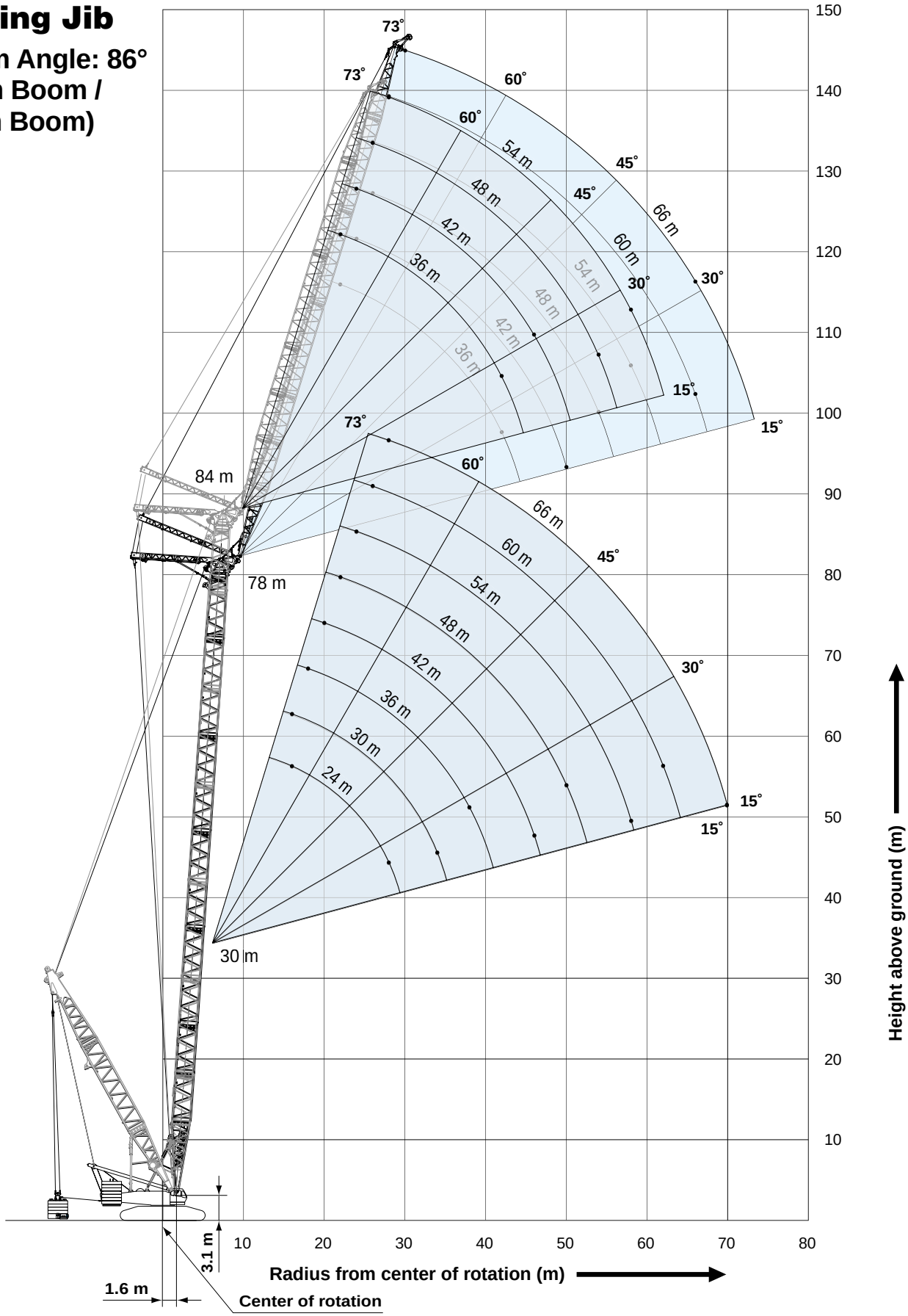

WORKING RANGES

Luffing Jib

Boom Angle: 76°
(78 m Boom / 84 m Boom)

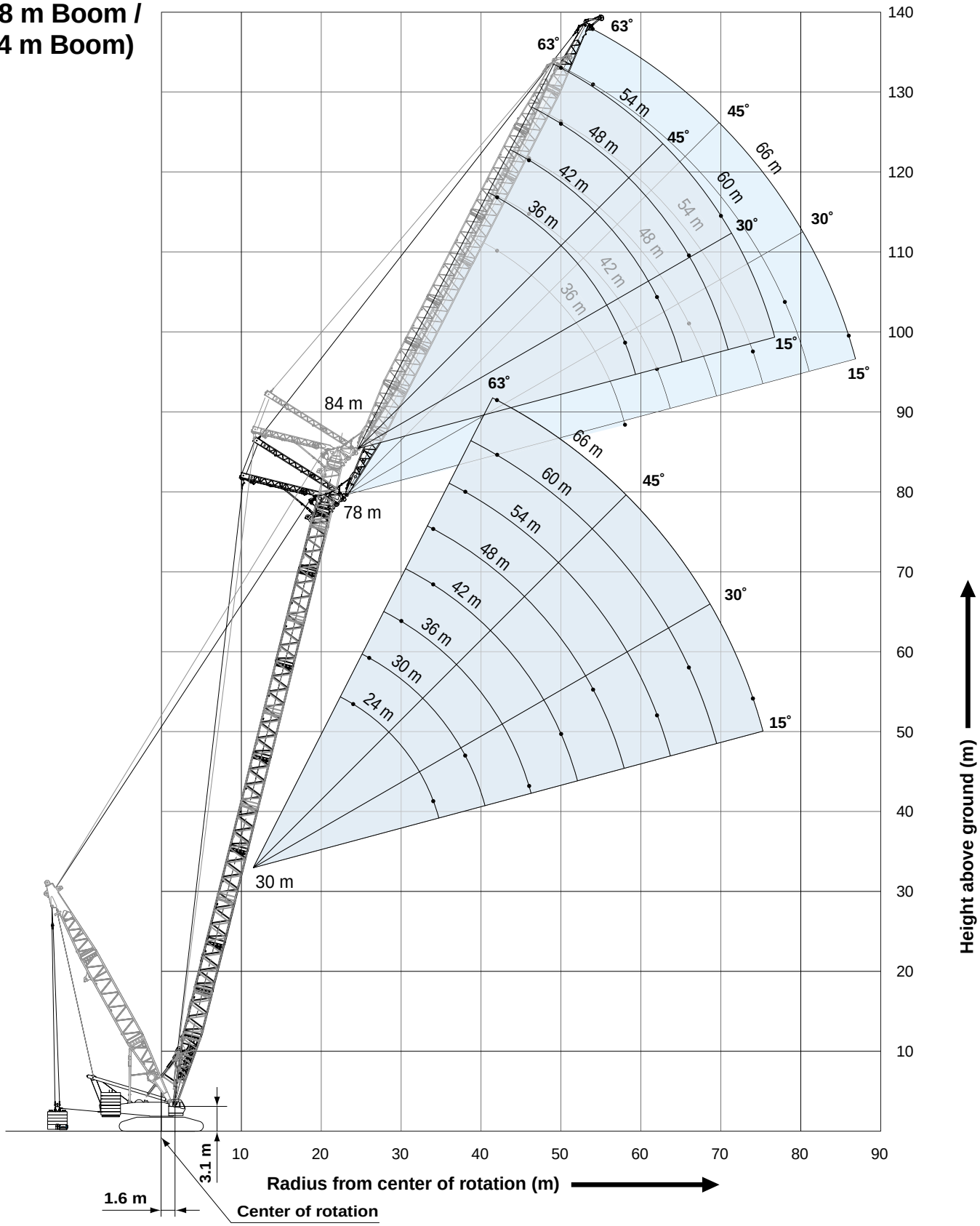

Luffing Jib

Boom Angle: 66°

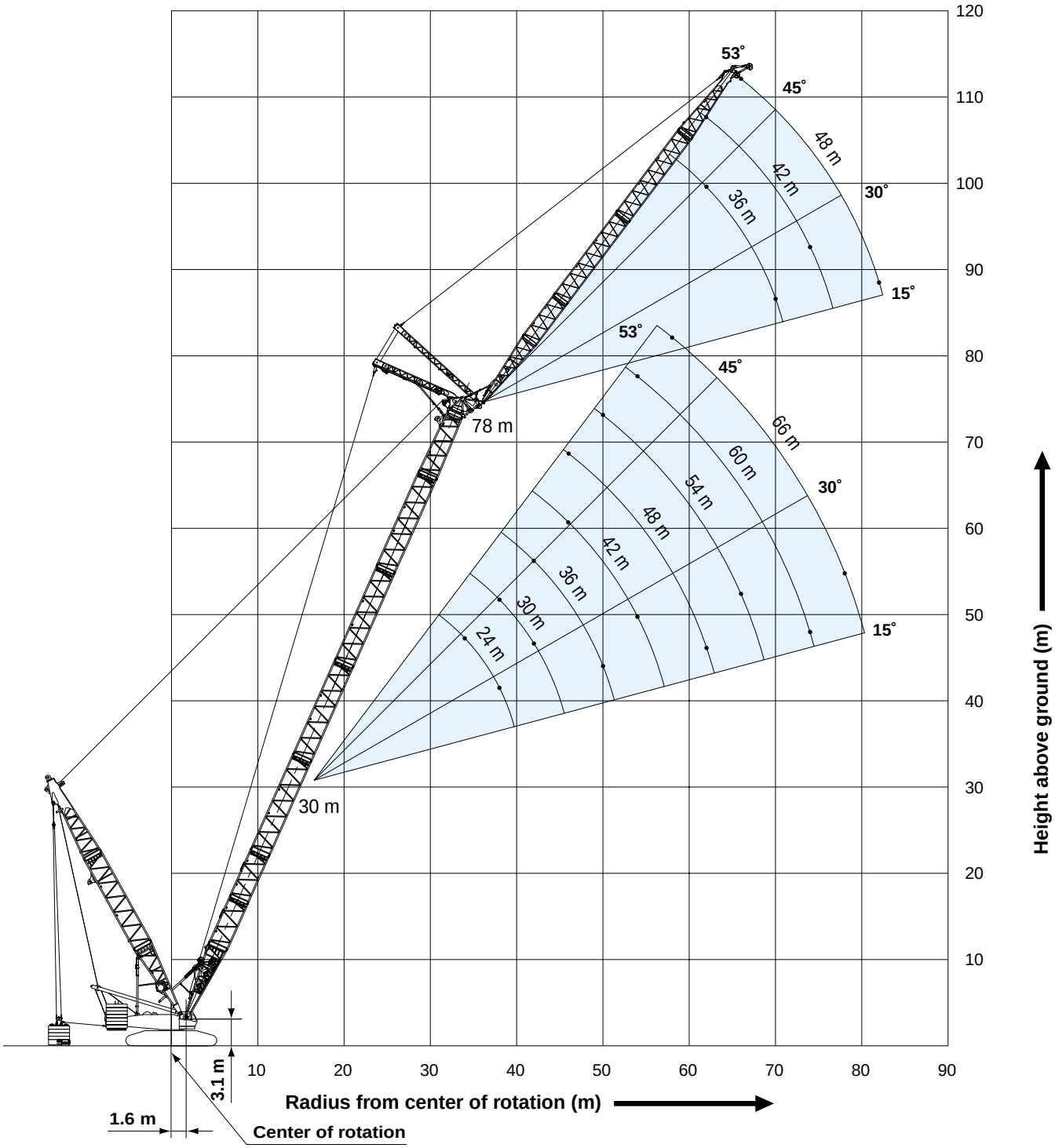

Luffing Boom Lifting Capacities

Unit: metric ton

Counterweight: 160 t, Carbody weight: 51 t, Crawler weight: 20 t, Pallet weight: 250 t x 13 m (Base + 10 t x 24)

Working Radius (m) \ Boom Length (m)	30.0	36.0	42.0	48.0	54.0	60.0	66.0	72.0	78.0	84.0	Boom Length (m) \ Working Radius (m)
6.0	6.1 m/377.0	6.8 m/377.0									**6.0**
7.0	377.0	377.0	7.4 m/374.0								**7.0**
8.0	377.0	377.0	374.0	8.0 m/328.6	8.6 m/288.4						**8.0**
9.0	377.0	377.0	374.0	328.6	288.4	9.3 m/249.5	9.9 m/229.9				**9.0**
10.0	377.0	377.0	374.0	328.6	288.4	249.5	229.9	10.5 m/200.4			**10.0**
12.0	377.0	377.0	374.0	328.6	288.4	249.5	229.9	200.4			**12.0**
14.0	361.1	362.8	361.9	328.6	288.4	249.5	229.7	200.4	176.8		**14.0**
16.0	303.1	319.5	318.6	317.8	288.4	249.5	227.5	200.4	176.8		**16.0**
18.0	258.6	285.1	284.2	283.5	282.5	249.5	225.2	200.4	176.8	152.6	**18.0**
20.0	223.1	249.6	256.3	255.6	254.6	246.8	222.7	200.4	176.8	152.6	**20.0**
22.0	193.8	219.6	232.7	232.4	231.5	227.7	220.1	199.8	176.8	152.6	**22.0**
24.0	168.9	195.7	208.3	212.9	212.0	207.6	201.3	194.5	176.8	152.6	**24.0**
26.0	146.9	177.1	187.4	193.5	193.6	190.5	185.3	179.4	173.3	152.6	**26.0**
28.0	126.5	154.3	169.3	176.4	177.7	175.6	171.4	166.3	160.6	152.6	**28.0**
30.0	28.3 m/123.7	137.1	153.3	161.3	163.6	162.6	159.2	154.8	149.8	144.7	**30.0**
34.0		33.5 m/110.4	126.6	135.7	139.9	140.5	138.6	135.5	131.5	127.4	**34.0**
38.0			102.0	114.5	120.3	122.4	121.8	119.8	116.8	113.4	**38.0**
42.0			38.7 m/98.2	97.3	103.8	107.3	107.9	106.9	104.6	101.9	**42.0**
46.0				43.9 m/87.4	88.7	93.8	95.5	95.5	94.0	91.9	**46.0**
50.0					49.1 m/80.1	81.6	84.5	85.4	84.7	83.2	**50.0**
54.0						70.7	74.5	76.4	76.4	75.5	**54.0**
58.0						54.3 m/69.9	65.0	68.0	68.8	68.5	**58.0**
62.0							59.5 m/61.5	60.0	61.7	62.0	**62.0**
66.0								64.7 m/54.8	55.0	56.0	**66.0**
70.0									69.8 m/48.7	50.3	**70.0**
74.0										44.7	**74.0**
Reeves	32	32	32	28	24	20	20	16	16	12	**Reeves**

Note:
Designed and rated to comply with EN13000.
Ratings shown in [ ] are determined by the strength of the boom or other structural components.
This is rated for double drum.

Luffing Jib Lifting Capacity

Unit: metric ton

Counterweight: 160 t, Carbody weight: 51 t, Crawler weight: 20 t, Pallet weight: 130 t x 13 m (Base + 10 t x 12)

30.0 m Boom Length

Boom length (m)	30.0															Boom length (m)
Jib length (m)	24.0			30.0			36.0			54.0			66.0			Jib length (m)
Boom angle / Working Radius (m)	86°	76°	66°	86°	76°	66°	86°	76°	66°	86°	76°	66°	86°	76°	66°	Boom angle / Working Radius (m)
16.0	113.5			113.5												16.0
18.0	111.2			107.8			104.8									18.0
20.0	101.9			99.7			96.8									20.0
22.0	93.4			90.7			88.8									22.0
24.0	86.5	90.5		83.3			81.0			71.3						24.0
26.0	80.2	82.2		77.0	81.4		74.5			67.7						26.0
28.0	73.4	75.2		71.8	74.4		68.9			63.6			53.0			28.0
30.0		69.3		67.1	68.5		64.1	67.4		58.4			50.5			30.0
34.0		59.5	58.6	57.8	58.9		56.5	57.9		49.8			45.8			34.0
38.0			51.2		51.5	50.4	49.8	50.6		43.2	48.7		39.4			38.0
42.0						44.7		44.7	43.5	37.8	42.8		33.8	41.3		42.0
46.0								40.0	38.9	33.5	38.0		29.2	36.5		46.0
50.0									35.1	30.0	34.1	32.8	25.4	32.5		50.0
54.0										27.3	30.8	29.6	22.2	29.2		54.0
58.0										22.6	28.0	26.8	19.6	26.3	25.1	58.0
62.0											25.6	24.5	17.4	23.2	22.8	62.0
66.0												22.5	15.7	20.5	20.7	66.0
70.0													14.6	18.2	19.0	70.0
74.0														15.4	17.4	74.0
78.0															16.0	78.0
Reeves	9			9			9			6			4			Reeves

36.0 m Boom Length

Boom length (m)	36.0															Boom length (m)
Jib length (m)	30.0			36.0			48.0			54.0			66.0			Jib length (m)
Boom angle / Working Radius (m)	86°	76°	66°	86°	76°	66°	86°	76°	66°	86°	76°	66°	86°	76°	66°	Boom angle / Working Radius (m)
18.0	111.8			99.4												18.0
20.0	103.5			99.4												20.0
22.0	96.5			93.5			83.4									22.0
24.0	87.0			86.1			78.8			71.9						24.0
26.0	79.0			78.1			74.6			68.2						26.0
28.0	72.3	72.7		71.4			70.4			64.7			53.3			28.0
30.0	66.5	66.9		65.6	65.8		64.7			61.5			50.8			30.0
34.0	57.2	57.5		56.3	56.4		55.3			54.9			46.1			34.0
38.0		50.2	48.3	49.2	49.2		48.1	47.8		47.6	47.3		41.9			38.0
42.0		44.5	42.7		43.5	41.5	42.4	42.1		41.9	41.5		38.1			42.0
46.0			38.2		38.9	37.1	37.7	37.5		37.0	36.9		32.9	35.3		46.0
50.0						33.4	33.7	33.6	31.7	32.4	33.0		28.7	31.4		50.0
54.0								30.4	28.6	28.4	29.8	27.9	25.1	28.2		54.0
58.0								27.7	26.0	22.7	27.0	25.3	22.2	25.4		58.0
62.0									23.8		24.7	23.1	19.6	23.0	21.3	62.0
66.0												21.1	17.4	21.0	19.3	66.0
70.0												19.5	15.0	18.9	17.6	70.0
74.0														16.8	16.1	74.0
78.0															14.8	78.0
82.0															13.7	82.0
Reeves	9			8			7			6			5			Reeves

Note: Designed and rated to comply with EN13000.
Ratings shown in [ ] are determined by the strength of the boom or other structural components.

Luffing Jib Lifting Capacity

Unit: metric ton

Counterweight: 160 t, Carbody weight: 51 t, Crawler weight: 20 t, Pallet weight: 130 t x 13 m (Base + 10 t x 12)

42.0 m Boom Length

Boom length (m)	42.0															Boom length (m)
Jib length (m)	30.0			36.0			48.0			54.0			66.0			Jib length (m)
Boom angle / Working Radius (m)	86°	76°	66°	86°	76°	66°	86°	76°	66°	86°	76°	66°	86°	76°	66°	Boom angle / Working Radius (m)
18.0	113.5															18.0
20.0	106.9			99.4												20.0
22.0	95.9			94.9			84.1									22.0
24.0	86.3			85.3			79.5			71.0						24.0
26.0	78.3			77.4			75.2			68.8						26.0
28.0	71.6			70.7			69.7			65.2			53.7			28.0
30.0	65.8	65.2		64.9			64.0			62.0			51.1			30.0
34.0	56.5	56.0		55.7	54.8		54.7			54.3			46.3			34.0
38.0		48.9		48.6	47.8		47.5	46.4		47.1			42.1			38.0
42.0		43.2	40.6		42.2		41.8	40.8		41.4	40.2		38.4			42.0
46.0			36.2		37.6	35.0	37.2	36.2		36.7	35.6		33.3	34.0		46.0
50.0			32.7			31.5	33.4	32.4		32.7	31.8		29.0	30.3		50.0
54.0						28.6		29.3	26.8	28.7	28.7		25.4	27.1		54.0
58.0								26.6	24.3	22.8	26.0	23.6	22.3	24.4		58.0
62.0									22.2		23.7	21.5	19.7	22.1	19.7	62.0
66.0									20.4		21.7	19.6	17.5	20.0	17.8	66.0
70.0												18.0	15.3	18.3	16.2	70.0
74.0														16.8	14.7	74.0
78.0														15.0	13.5	78.0
82.0															12.4	82.0
Reeves	9			8			7			6			5			Reeves

48.0 m Boom Length

Boom length (m)	48.0															Boom length (m)
Jib length (m)	30.0			36.0			48.0			54.0			66.0			Jib length (m)
Boom angle / Working Radius (m)	86°	76°	66°	86°	76°	66°	86°	76°	66°	86°	76°	66°	86°	76°	66°	Boom angle / Working Radius (m)
18.0	99.4															18.0
20.0	99.4			85.2												20.0
22.0	95.0			85.2												22.0
24.0	85.5			84.5			71.0			71.0						24.0
26.0	77.5			76.6			71.0			69.3						26.0
28.0	70.8			69.9			69.0			65.7			54.0			28.0
30.0	65.1	63.3		64.3			63.3			62.4			51.4			30.0
34.0	55.9	54.3		55.1	53.2		54.1			53.7			46.6			34.0
38.0		47.4		48.0	46.3		47.0			46.5			42.3			38.0
42.0		41.9		39.0	40.8		41.3	39.4		40.9	38.8		38.5			42.0
46.0			34.2		36.4	32.9	36.7	34.9		36.2	34.3		33.7			46.0
50.0			30.8		32.7	29.5	32.9	31.3		32.4	30.7		29.3	29.1		50.0
54.0						26.7		28.2	25.0	28.9	27.6		25.6	26.0		54.0
58.0						24.4		25.6	22.6	25.5	24.9	21.9	22.5	23.3		58.0
62.0								23.4	20.6		22.7	19.8	19.9	21.1		62.0
66.0									18.8		20.8	18.1	17.6	19.1	16.3	66.0
70.0									17.3			16.5	15.5	17.4	14.7	70.0
74.0												15.2		15.9	13.3	74.0
78.0														14.6	12.1	78.0
82.0															11.1	82.0
86.0															10.2	86.0
Reeves	8			7			6			6			5			Reeves

Note: Designed and rated to comply with EN13000.
Ratings shown in [ ] are determined by the strength of the boom or other structural components.

Luffing Jib Lifting Capacity

Unit: metric ton

Counterweight: 160 t, Carbody weight: 51 t, Crawler weight: 20 t, Pallet weight: 130 t x 13 m (Base + 10 t x 12)

54.0 m Boom Length

Boom length (m)	54.0															Boom length (m)
Jib length (m)	30.0			36.0			48.0			54.0			66.0			Jib length (m)
Working Radius (m) / Boom angle	86°	76°	66°	86°	76°	66°	86°	76°	66°	86°	76°	66°	86°	76°	66°	Boom angle
20.0	85.2			85.2												20.0
22.0	85.2			85.2												22.0
24.0	84.6			83.6			71.0									24.0
26.0	76.7			75.8			71.0			69.9						26.0
28.0	70.1			69.2			68.3			66.3			53.3			28.0
30.0	64.4			63.5			62.6			62.3			51.7			30.0
34.0	55.3	52.6		54.4			53.4			53.1			46.9			34.0
38.0		45.8		47.4	44.7		46.4			46.0			42.6			38.0
42.0		40.5		39.5	39.3		40.7	37.9		40.3			38.7			42.0
46.0		36.1	32.1		35.0		36.2	33.6		35.7	33.0		34.1			46.0
50.0			28.8		31.5	27.5	32.4	30.0		31.9	29.4		29.6	27.8		50.0
54.0			26.1			24.8	26.2	27.0		28.8	26.4		25.9	24.8		54.0
58.0						22.6		24.5	20.8	25.7	23.8		22.7	22.2		58.0
62.0								22.3	18.9		21.7	18.1	20.0	20.0		62.0
66.0									17.2		19.8	16.4	17.7	18.1		66.0
70.0									15.8			15.0	15.4	16.4	13.1	70.0
74.0												13.7		15.0	11.8	74.0
78.0												12.6		13.7	10.7	78.0
82.0															9.7	82.0
86.0															8.8	86.0
90.0															8.1	90.0
Reeves	7			7			6			6			5			Reeves

60.0 m Boom Length

Boom length (m)	60.0															Boom length (m)
Jib length (m)	36.0			42.0			48.0			54.0			66.0			Jib length (m)
Working Radius (m) / Boom angle	86	76°	66°	86°	76°	66°	86°	76°	66°	86°	76°	66°	86°	76°	66°	Boom angle
20.0	71.0															20.0
22.0	71.0			71.0												22.0
24.0	71.0			71.0			71.0									24.0
26.0	71.0			71.0			71.0			56.8						26.0
28.0	68.3			67.9			67.4			56.8						28.0
30.0	62.7			62.3			61.8			56.8			48.6			30.0
34.0	53.7			53.2			52.7			52.4			47.2			34.0
38.0	46.7	42.8		46.2			45.7			45.3			42.8			38.0
42.0	41.2	37.6		40.7	37.0		40.1	36.2		39.7			38.4			42.0
46.0		33.4		36.2	32.8		35.6	32.0		35.2	31.4		33.9			46.0
50.0		30.0			29.3		31.9	28.5		31.4	28.0		29.9	26.3		50.0
54.0			22.6		26.4		26.4	25.6		28.3	25.0		26.1	23.4		54.0
58.0			20.5		24.0	19.7		23.2		25.6	22.6		22.9	20.9		58.0
62.0			18.7			17.8		21.1	16.9		20.5	16.2	20.2	18.8		62.0
66.0						16.3			15.3		18.6	14.6	17.8	17.0		66.0
70.0									14.0		17.1	13.2	14.2	15.4	11.4	70.0
74.0									12.8			12.0		14.0	10.2	74.0
78.0												11.0		12.7	9.1	78.0
82.0														11.7	8.2	82.0
86.0															7.3	86.0
90.0															6.6	90.0
Reeves	6			6			6			5			4			Reeves

Note: Designed and rated to comply with EN13000.
Ratings shown in [ ] are determined by the strength of the boom or other structural components.

Luffing Jib Lifting Capacity

Unit: metric ton

Counterweight: 160 t, Carbody weight: 51 t, Crawler weight: 20 t, Pallet weight: 130 t x 13 m (Base + 10 t x 12)

66.0 m Boom Length

Boom length (m)	66.0															Boom length (m)
Jib length (m)	36.0			42.0			48.0			54.0			66.0			Jib length (m)
Boom angle / Working Radius (m)	86°	76°	66°	86°	76°	66°	86°	76°	66°	86°	76°	66°	86°	76°	66°	Boom angle / Working Radius (m)
20.0	71.0															20.0
22.0	71.0			71.0												22.0
24.0	71.0			71.0			56.8									24.0
26.0	71.0			71.0			56.8			56.8						26.0
28.0	67.4			67.0			56.8			56.8						28.0
30.0	61.9			61.5			56.8			56.8			42.6			30.0
34.0	52.9			52.5			52.0			51.7			42.6			34.0
38.0	46.0	40.9		45.6			45.0			44.7			40.4			38.0
42.0	40.5	35.9		40.1	35.2		39.5			39.1			37.2			42.0
46.0		31.8		35.6	31.2		35.0	30.4		34.6	29.8		33.3			46.0
50.0		28.5			27.8		31.3	27.1		30.9	26.5		29.6			50.0
54.0		25.8	20.4		25.0		26.6	24.3		27.8	23.7		26.4	22.0		54.0
58.0			18.4		22.7	17.6		21.9		25.1	21.3		23.1	19.6		58.0
62.0			16.7			15.9		19.9	14.9		19.2		20.2	17.6		62.0
66.0			15.3			14.4		18.2	13.5		17.5	12.7	16.3	15.8		66.0
70.0						13.2			12.2		16.0	11.5	12.8	14.3		70.0
74.0									11.1			10.3		12.9	8.5	74.0
78.0												9.4		11.7	7.5	78.0
82.0												8.5		10.7		82.0
86.0																86.0
Reeves	6			6			5			5			4			Reeves

72.0 m Boom Length

Boom length (m)	72.0															Boom length (m)
Jib length (m)	36.0			42.0			48.0			54.0			66.0			Jib length (m)
Boom angle / Working Radius (m)	86°	76°	66°	86°	76°	66°	86°	76°	66°	86°	76°	66°	86°	76°	66°	Boom angle / Working Radius (m)
22.0	71.0			65.5												22.0
24.0	71.0			65.5			56.8									24.0
26.0	66.7			63.5			56.8			52.4						26.0
28.0	62.0			61.2			56.4			50.4						28.0
30.0	57.6			57.6			53.5			48.4			41.1			30.0
34.0	49.9			50.1			48.8			44.3			39.8			34.0
38.0	43.5			43.8			44.0			40.3			37.7			38.0
42.0	37.7	34.9		38.6	33.8		39.0			36.5			34.7			42.0
46.0		31.0		33.9	29.9		34.6	29.2		33.2			31.9			46.0
50.0		27.7			26.7		30.7	25.9		30.2	24.9		29.0			50.0
54.0		25.0			24.0		27.2	23.2		27.3	22.2		25.9	20.5		54.0
58.0			16.9		21.7			20.9		24.5	19.9		22.5	18.2		58.0
62.0			15.3		19.8	14.2		19.0			17.9		18.3	16.3		62.0
66.0			13.9			12.8		17.3	11.9		16.2		14.6	14.6		66.0
70.0						11.6			10.7		14.8	9.6		13.1		70.0
74.0						10.6			9.7			8.5		11.8		74.0
78.0									8.8			7.6		10.6		78.0
82.0												6.9		9.6		82.0
Reeves	6			5			5			4			4			Reeves

Note: Designed and rated to comply with EN13000.
Ratings shown in [ ] are determined by the strength of the boom or other structural components.

Luffing Jib Lifting Capacity

Unit: ton

Counterweight: 160 t, Carbody weight: 51 t, Crawler weight: 20 t, Pallet weight: 130 t x 13 m (Base + 10 t x 12)

78.0 m Boom Length

Boom length (m)	78.0															Boom length (m)
Jib length (m)	36.0			42.0			48.0			54.0			66.0			Jib length (m)
Boom angle / Working Radius (m)	86°	76°	66°	86°	76°	66°	86°	76°	66°	86°	76°	66°	86°	76°	66°	Boom angle / Working Radius (m)
22.0	56.8															22.0
24.0	56.8			56.8												24.0
26.0	54.3			53.8			51.4			42.6						26.0
28.0	50.4			50.0			49.4			42.6						28.0
30.0	46.7			46.5			46.0			42.6			37.2			30.0
34.0	40.4			40.4			40.2			39.8			36.0			34.0
38.0	35.1			35.3			35.2			34.8			34.0			38.0
42.0	30.5	33.6		31.0			31.0			30.7			30.0			42.0
46.0		29.8		27.2	29.2		27.4	28.0		27.2			26.6			46.0
50.0		26.6		23.6	26.1		24.2	24.9		24.1	23.8		23.7			50.0
54.0		24.0			23.4		21.3	22.3		21.4	21.2		21.1	19.6		54.0
58.0		21.7			21.2			20.0		19.0	19.0		18.9	17.4		58.0
62.0			13.6		19.2	12.9		18.1			17.1		16.2	15.5		62.0
66.0			12.3			11.6		16.5	10.4		15.5		12.8	13.9		66.0
70.0			11.2			10.5			9.3		14.0			12.4		70.0
74.0						9.5			8.3		12.8			11.2		74.0
78.0									7.4					10.0		78.0
82.0									6.7					9.0		82.0
86.0														8.2		86.0
Reeves	5			5			5			4			3			Reeves

84.0 m Boom Length

Boom length (m)	84.0												Boom length (m)
Jib length (m)	36.0			42.0			48.0			54.0			Jib length (m)
Boom angle / Working Radius (m)	86°	76°	66°	86°	76°	66°	86°	76°	66°	86°	76°	66°	Boom angle / Working Radius (m)
22.0	52.8												22.0
24.0	48.3			48.0									24.0
26.0	44.4			44.1			43.8						26.0
28.0	41.0			40.7			40.4			35.4			28.0
30.0	38.0			37.7			37.4			34.4			30.0
34.0	32.8			32.6			32.3			31.7			34.0
38.0	28.4			28.4			28.2			27.7			38.0
42.0	24.6	26.0		24.8			24.7			24.4			42.0
46.0		22.8		21.7	22.3		21.7			21.5			46.0
50.0		20.3			19.8		19.1	18.4		19.0	17.3		50.0
54.0		18.5			17.6		16.7	16.4		16.9	15.3		54.0
58.0		16.8			15.8			14.6		14.9	13.6		58.0
62.0					14.3			13.2			12.1		62.0
66.0								12.1			10.9		66.0
70.0											9.8		70.0
74.0													74.0
78.0													78.0
82.0													82.0
Reeves	4			4			4			3			Reeves

Note: Designed and rated to comply with EN13000.
Ratings shown in [ ] are determined by the strength of the boom or other structural components.

TRANSPORTATION PLAN

Base Machine

Base Machine (A)

With
- Crane mast
- W1 Winch
- Carbody
- Lower translifter

Without
- Upper/Lower connecting device

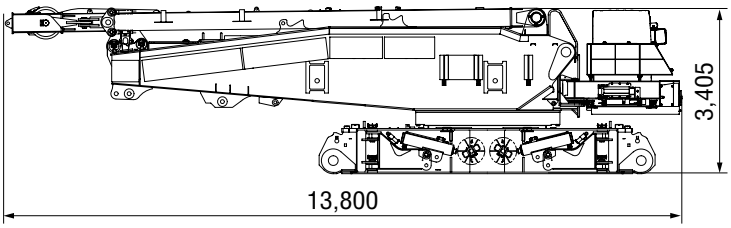

Weight	60,085 kg
Width	2,990 mm
Height (Machine)	3,405 mm
Length	13,800 mm

Base Machine (B)

With
- Carbody
- Lower translifter

Without
- Crane mast
- W1 Winch
- Upper/Lower connecting device
- Aux. platform
- Mast raising cylinder
- Boom foot pin

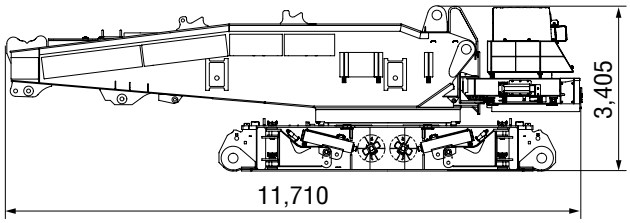

Weight	46,790 kg
Width	2,990 mm
Height (Machine)	3,405 mm
Length	11,710 mm

Base Machine (C)

With
- Carbody

Without
- Lower translifter
- Upper/Lower connecting device
- Aux. platform
- Mast raising cylinder
- Boom foot pin

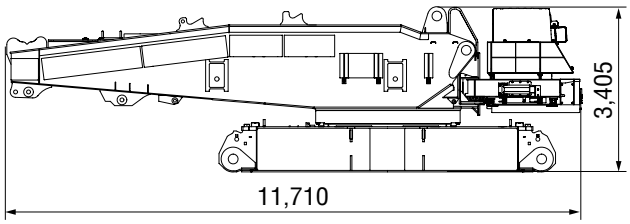

Weight	44,590 kg
Width	2,990 mm
Height (Machine)	3,405 mm
Length	11,710 mm

Upper Structure

Upper Structure (A)

With
- Crane mast
- W1 Winch
- Swing bearing
- Upper/Lower connecting device
- Upper translifter

Without
- Aux. platform
- Mast raising cylinder
- Boom foot pin

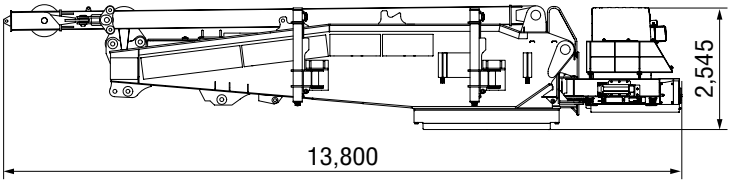

Weight	44,525 kg
Width	3,480 mm
Height (Machine)	2,545 mm
Length	13,800 mm

Upper Structure (B)

With
- Upper translifter

Without
- Crane mast
- W1 Winch

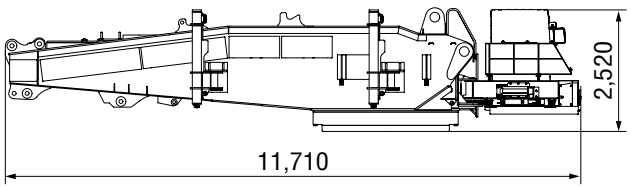

Weight	33,050 kg
Width	3,480 mm
Height (Machine)	2,520 mm
Length	11,710 mm

ASSEMBLY
DISASSEMBLY

SELF-ERECTION SYSTEM

❶

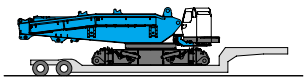

❷

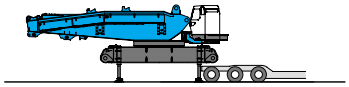

❸

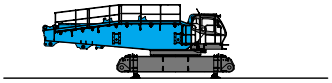

❹

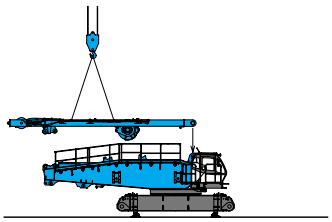

❺

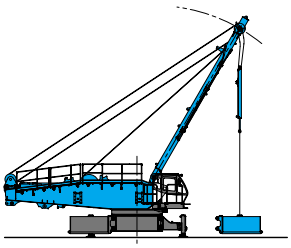

❻

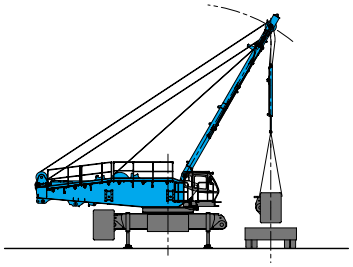

❼

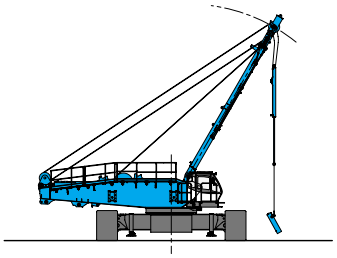

❽

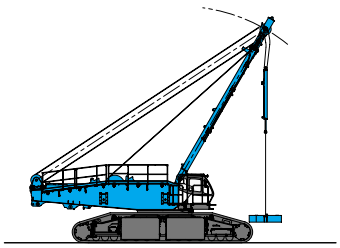

❾

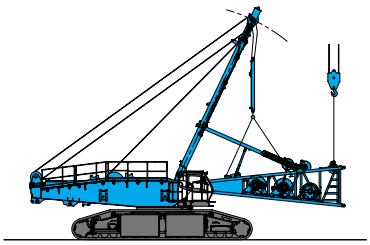

❿

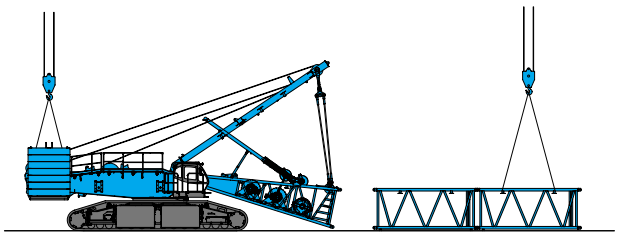

⓫

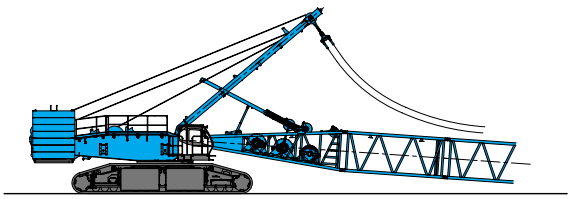

⓬

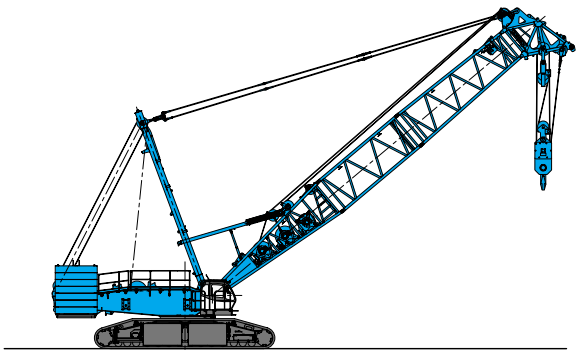

PARTS AND ATTACHMENTS

Dimensions: mm Weight: kg

Base Machine
With mast and lower translifter without upper/lower connecting devices.
Weight: 60,085 kg Width: 2,990 mm

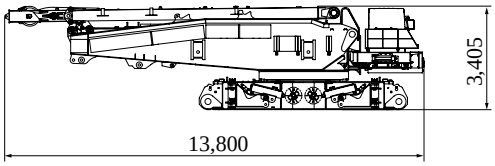

Carbody
With upper/lower connecting devices.
Weight: 20,000 kg Width: 2,990 mm

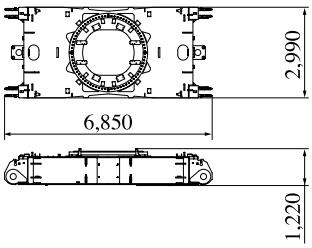

Crawler
Weight: 30,500 kg Width: 1,600 mm

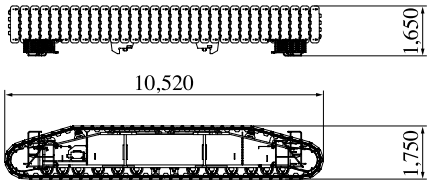

Crane Mast (Standard)
Weight: 11,900 kg

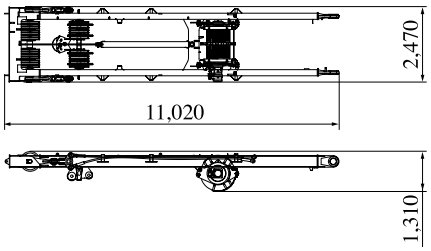

6 m Insert Boom
Weight: 3,500 kg

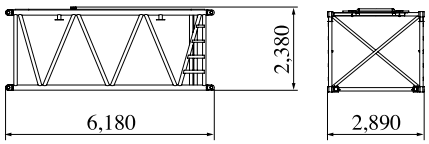

Luffing Boom Top
Weight: 6,100 kg

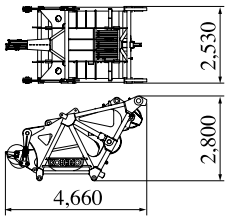

12 m Insert Boom
Weight: 6,500 kg

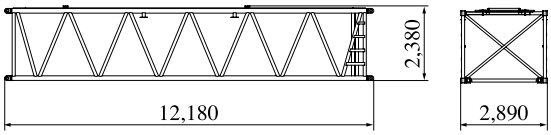

7.8 m Tapered Boom
Weight: 3,200 kg

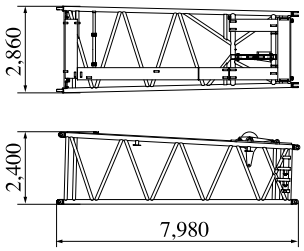

6 m Long Tapered Boom
Weight: 1,600 kg

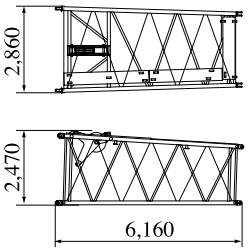

9 m Boom Base
With H1, H2 and W2 winches including ropes, guide sheave, and boom backstop
Weight: 24,100 kg

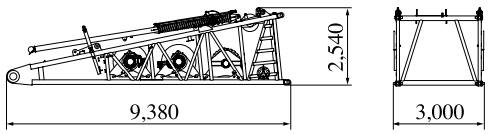

Base Counterweight
Weight: 20,000 kg

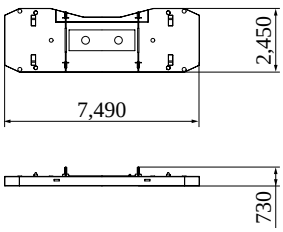

Carbody Weight Counterweight (10 t)
Weight: 10,000 kg

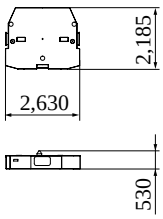

Counterweight (5 t)
Weight: 5,000 kg

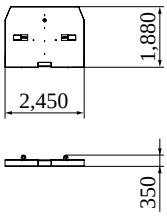

Base Carbody Weight (5 t)
Weight: 5,635 kg

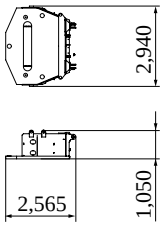

Crawler Weight
Weight: 5,000 kg

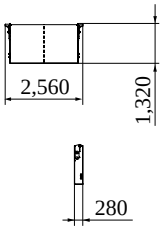

SHLCounterweight
Weight: 9,300 kg

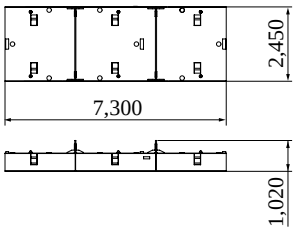

Dimensions: mm Weight: kg

9 m Jib Base
Weight: 2,800 kg

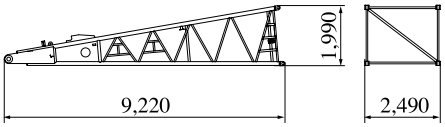

HL Mast Base
Weight: 8,100 kg

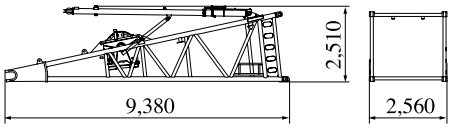

6 m Insert Jib
Weight: 1,400 kg

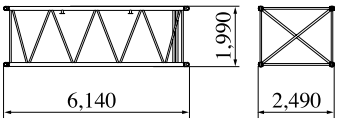

HL 12 m Insert Mast
Weight: 3,800 kg

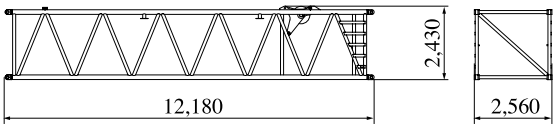

12 m Insert Jib
Weight: 2,440 kg

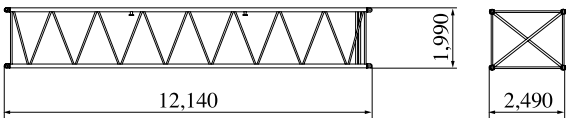

HL Mast top
Weight: 8,000 kg

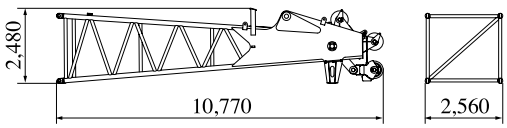

9 m Jib Top
Weight: 2,400 kg

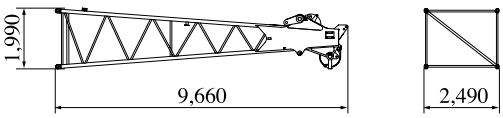

Other Attachments

Attachments	Weight	Dimensions (L x W x H)
400 t hook	7,530 kg	1,340 mm x 1,000 mm x 4,165 mm
200 t hook (Also for 400 t)	6,650 kg	1,340 mm x 1,000 mm x 3,270 mm
120 t hook	3,500 kg	960 mm x 800 mm x 2,270 mm
70 t hook	3,100 kg	760 mm x 900 mm x 2,120 mm
40 t hook	2,000 kg	700 mm x 900 mm x 1,810 mm
13.5 t ball hook	650 kg	1,355 mm x 400ϕ mm

Note: Estimated weights may vary ± 2%.

Note: This catalog may contain photographs of machines with specifications, attachments and optional equipment not certified for operation in your country. Please consult KOBELCO for those items you may require. Due to our policy of continual product improvements all designs and specifications are subject to change without advance notice.

Copyright by KOBELCO CRANES CO., LTD. No part of this catalog may be reproduced in any manner without notice.

KOBELCO CRANES CO., LTD.

17-1, Higashigotanda 2-chome, Shinagawa-ku,Tokyo 141-8626 JAPAN
Tel: +81-3-5789-2130 Fax: +81-3-5789-3372
URL: http://www.kobelco-cranes.com/

Inquiries To:

KOBELCO is the corporate mark used by Kobe Steel on a variety of products and in the names of a number of Kobe Steel Group companies.

Bulletin No. SL4500S-SPEC-NR1

140801F Printed in Japan